

AMERICAN KENNEL CLUB

NAME
GOLDEN STAR CLOUDY GABBY

NUMBER
SS40541906

BREED
GOLDEN RETRIEVER

SEX
FEMALE

COLOR
GOLDEN

DATE OF BIRTH
APRIL 14, 2023

SIRE
TEQUILA SUNRISE COWBOY
SS33634803 07-23

DAM
COWGIRL'S GOLDEN GYPSY
SS29480602 07-23

BREEDER
LISA LEATHERS

OWNER

OWEN YODER
2349 OLD BEN BOW RD
UNION GROVE NC 28689-9072



AMERICAN
KENNEL CLUB®

CERTIFICATE ISSUED
JULY 5, 2023

This certificate invalidates all previous certificates issued.

If a date appears after the name and number of the sire and dam, it indicates the issue of the Stud Book Register in which the sire or dam is published.

For Transfer Instructions, see back of Certificate.

This Certificate issued with the right to correct or revoke by the American Kennel Club.

REGISTRATION CERTIFICATE

AMERICAN KENNEL CLUB · FOUNDED 1884

Certified Pedigree

Sire **TEQUILA SUNRISE COWBOY**
SS33634803 (07-23) GLDN

GOLDEN STAR CLOUDY GABBY
SS40541906
GOLDEN RETRIEVER FEMALE GLDN
Date Whelped: 04/14/2023
Breeder: LISA LEATHERS

Dam **COWGIRL'S GOLDEN GYPSY**
SS29480602 (07-23) DK GLDN



**AMERICAN
KENNEL CLUB®**

Emilia DiNardo
Executive Secretary

YADI WAIN MERRIFIELD
SS12440508 (11-20) GLDN AKC DNA
#V10027946

MERRIFIELD'S MAGGIE MAE
SS11432502 (11-20) GLDN

STARLIGHT'S EXPLORER
SR81781706 (09-15) GLDN AKC DNA
#V765974

KACEY ROSE II
SS09929703 (01-22) DK GLDN

OAKLEY AXEL BUTTS
SS03981603 (02-19) LT GLDN

LAILA ADALYNN BUTTS
SS02425902 (02-19) DK GLDN

SNS'S GOLDEN COPPER
SR91144307 (01-18) GLDN AKC DNA
#V976276

MERRIFIELD'S BAILEY ANN
SS02504504 (07-19) LT GLDN

DUKE GOLDEN MILLER
SR61410908 (09-11) LT GLDN AKC DNA
#V662069

RUBY GOLDEN MILLER
SR61558503 (11-12) GLDN

MK'S KAYLEE'S KNIGHT OF MAXWELL JH
SR96653705 (04-19) OFA29E OFEL27
CHIC138412 GLDN AKC DNA #V10006653

TRAVELLIN' MILES TO BAILEY ANN
SR76202005 (11-16) OFA30G OFEL30 LT
GLDN

JACKSON RUGER WHITE
SR83030208 (06-17) GLDN

BELLA BLUE WHITE
SR85956004 (06-17) LT GLDN

MANNING'S PONGO ALMOND JOY
SR92277604 (10-17) DK GLDN AKC DNA #V841003

KIRBY'S DAISY DIVINITY
SR91369201 (03-18) GLDN

COLEMAN'S SAM
SR79554803 (03-16) OFEL43 GLDN (USA) AKC
DNA #V812568

LASSY II POINTER
SR85910502 (04-16) OFA27F OFEL27 GLDN

SMITH'S MAX VIII
SR88016101 (09-16) LT GLDN AKC DNA #V820800

SMITHS ZOIEY
SR87835107 (03-17) GLDN

HINDEL'S GOLDEN BUCKEYE
SR36167307 (07-10) LT GLDN AKC DNA #V635483

RJS GOLDEN PRINCESS
SR56160010 (07-10) GLDN

GIAUQUE'S BEST BOY BUDDY
SR44829401 (11-09) GLDN

GIAUQUE'S LITTLE LADY BRANDY
SR51421707 (11-09) GLDN

RUGER M-ONE OF GOLDSTRIKE CGC TKN
SR86518307 (01-17) OFA24E OFEL24 CHIC120089
DK GLDN AKC DNA #V795758

MK'S NITTY GRITTY HANNAH
SR70317801 (10-14) OFA28G OFEL24 DK GLDN

MERRYGOLD JUST A TRAVELLIN' MAN
SR45745303 (05-10) OFA24G OFEL25 GLDN AKC
DNA #V576867

CRUZIN' MILES OF HIGHWAY
SR45890109 (10-10) OFA24G OFEL24 DK GLDN

The Seal of The American Kennel Club affixed hereto certifies that this pedigree was compiled from official Stud Book records on March 4, 2024.



THE AMERICAN KENNEL CLUB

Research Pedigree - 5 Generation Golden Star Cloudy Gabby

Name: **Golden Star Cloudy Gabby**
 AKC #: **SS405419/06**
 Birth Date: **04/14/2023**
 Colors/Markings: **Golden**
 Breeder(s): **Lisa Leathers**

Breed/Variety: **Golden Retriever**
 Sex: **Female**

<p>Golden Star Cloudy Gabby SS405419/06 Golden</p>	<p>Tequila Sunrise Cowboy SS336348/03 07-23 Golden</p>	<p>Yadi Wain Merrifield SS124405/08 11-20 Golden AKC DNA #V10027946</p>	<p>Oakley Axel Butts SS039816/03 02-19 Light Golden</p>	<p>Jackson Ruger White SR830302/08 06-17 Golden</p>	<p>Bodacious Boudreaux Lambert SR795388/01 05-14 Golden</p>
				<p>Bella Blue White SR859560/04 06-17 Light Golden</p>	<p>Bonnie Batts SR620524/03 09-12 Golden</p>
				<p>Manning's Pongo Almond Joy SR922776/04 10-17 Dark Golden AKC DNA #V841003</p>	<p>Birds Golden Nugget II SR609706/08 04-14 Golden</p>
				<p>Kirby's Daisy Divinity SR913692/01 03-18 Golden</p>	<p>Zoey Goldie Rodgers SR712082/08 04-14 Light Golden</p>
				<p>Coleman's Sam SR795548/03 03-16 (United States) Golden OFEL43 AKC DNA #V812568</p>	<p>Murphy Thompson SR605922/03 04-11 Dark Golden AKC DNA #V779964</p>
				<p>Lassy Li Pointer SR859105/02 04-16 Golden OFA27F OFEL27</p>	<p>Molly Thompson SR486302/01 04-11 Light Golden</p>
				<p>Smith's Max VIII SR880161/01 09-16 Light Golden AKC DNA #V820800</p>	<p>Prince Koda Of Cuvler SR853770/03 05-16 Dark Golden AKC DNA #V932100</p>
				<p>Smiths Zoey SR878351/07 03-17 Golden</p>	<p>Princess Bailey Of Cuvler SR857960/07 05-16 Golden</p>
				<p>Merrifield's Bailey Ann SS025045/04 07-19 Light Golden</p>	<p>Dake's Jason UR05759701</p>
				<p>Merrifield's Maggie Mae SS114325/02 11-20 Golden</p>	<p>Wynnlou's Blondie Rose SR300362/01 04-07 Golden</p>
<p>Cowgirl's Golden Gypsy SS294806/02 07-23 Dark Golden</p>	<p>Starlight's Explorer SR817817/06 09-15 Golden AKC DNA #V765974</p>	<p>Duke Golden Miller SR614109/08 09-11 Light Golden AKC DNA #V662069</p>	<p>Hindel's Golden Buckeye SR361673/07 07-10 Light Golden AKC DNA #V635483</p>	<p>Bark N Woofs Colorado Ranger Gibbs SR733644/01 11-13 Golden AKC DNA #V709027</p>	<p>Bark N Woofs Blazing Splenda SR542738/07 11-10 Golden</p>
				<p>Lake Country Chester SR820010/03 06-15 Light Golden AKC DNA #V814388</p>	<p>Austin's Luke Elliot SR832213/02 09-15 Golden AKC DNA #V781499</p>
				<p>Lake Country Sparkle SR812389/08 09-15 Light Golden</p>	<p>Fisher's Daisy Francis SR663311/10 02-13 Golden</p>
					<p>Bailey The Laddie SN641188/01 01-06 Golden</p>

				Annie Amelia SN909808/04 01-05 Golden
			Rjs Golden Princess SR561600/10 07-10 Golden	R.J.'s Golden Spike SR418638/06 09-08 Golden
				Red Rose Remington SR422728/08 08-09 Golden
		Ruby Golden Miller SR615585/03 11-12 Golden	Giauque's Best Boy Buddy SR448294/01 11-09 Golden	High Hope Rusty SN808045/01 12-07 Dark Golden
				Bergman's Lady Lucy SN860618/04 05-07 Golden
			Giauque's Little Lady Brandy SR514217/07 11-09 Golden	Maximilian Wilson SR007525/03 12-03 Golden AKC DNA #V488452
				Fuji II SR301581/05 04-07 Dark Golden
			Ruger M-One Of Goldstrike CGC TKN SR865183/07 01-17 Dark Golden OFA24E OFEL24 AKC DNA #V795758	Amos Moses Of Goldstrike SR696497/09 07-13 Dark Golden None OFEL AKC DNA #V705980
		Mk's Kaylee's Knight Of Maxwell JH SR966537/05 04-19 Golden OFA29E OFEL27 AKC DNA #V10006653		Steep Hill's Remington Of Goldstrike SR403208/01 02-10 Dark Golden OFA43E OFEL43
			Mk's Nitty Gritty Hannah SR703178/01 10-14 Dark Golden OFA28G OFEL24	Sportin' Nitty Gritty MH SR276058/01 06-08 Golden OFA24G OFEL24 AKC DNA #V484507
				Mk's Annie's Jessica SR479918/01 12-10 Dark Golden OFA24G OFEL24
	Kacey Rose II SS099297/03 01-22 Dark Golden		Merrygold Just A Travellin' Man SR457453/03 05-10 Golden OFA24G OFEL25 AKC DNA #V576867	CH Merrygold O Say Can You See SR097559/05 01-06 Golden OFA25G OFEL25 AKC DNA #V392078
		Travellin' Miles To Bailey Ann SR762020/05 11-16 Light Golden OFA30G OFEL30		CH Kandiland's Timebomb@Mgg SR099132/02 07-06 Golden OFA24E OFEL24
			Cruzin' Miles Of Highway SR458901/09 10-10 Dark Golden OFA24G OFEL24	Shenanigan Jack O'Malley SN675753/08 09-04 Golden OFA52F
				Franklin's Gold Precious SR017557/07 11-03 Golden OFA29G OFEL29

 [2024 American Kennel Club](#)

© 2024 All rights reserved. No material may be reproduced in any manner whatsoever without written permission from The American Kennel Club, Inc. The AKC has made every effort to insure the accuracy of its information. The information provided is "as is" with all faults and without warranty of any kind, expressed or implied. In no event shall American Kennel Club be liable for any incidental or consequential damages, lost profits, or any indirect damages even if AKC has been informed of the possibility thereof.

"GABBY"

CLOUDY GABBY



DNA Test Report

Test Date: November 21st, 2023

embk.me/cloudygabby

BREED ANCESTRY

 Golden Retriever : 100.0%

GENETIC STATS

Predicted adult weight: **62 lbs**

Life stage: **Puppy**

Based on your dog's date of birth provided.

TEST DETAILS

Kit number: EM-55542418

Swab number: 31220612406514

"GABBY"

CLOUDY GABBY



DNA Test Report

Test Date: November 21st, 2023

embk.me/cloudygabby



Fun Fact

A Golden Retriever is also pictured in the Guinness Book of World's Records for "Most tennis balls held in mouth" (with 6).

GOLDEN RETRIEVER

The Golden Retriever was developed in the early 19th century as an ideal hunting companion, able to retrieve birds on both land and water in the marshy Scottish countryside. Their friendliness and intelligence makes the both a popular family pet and an excellent working dog, well suited for being a service dog, therapy dog or for search and rescue. The third most popular breed in the US, the American and Canadian Goldens are generally lankier and darker than their British counterparts. Their wavy, feathered topcoat is water resistant, their undercoat helps them with thermoregulation and both coats have a tendency for heavy seasonal shedding. Goldens need lots of exercise (especially when younger), and their love of play and water means their owners usually get a lot of exercise too! In 2013, the 100th anniversary of Britain's Golden Retriever Club, Goldens from around the world came made the pilgrimage to the breed's birthplace in Scotland, where 222 of them posed in a single record-breaking photo. At the same time, the Golden Retriever Lifetime Study was getting started in the United States, recruiting 3,000 Golden Retrievers for a lifetime study aimed at understanding how genetics, lifestyle and environment influences healthy aging and cancer risk in Goldens.

Registration:



"GABBY"

CLOUDY GABBY



DNA Test Report

Test Date: November 21st, 2023

embk.me/cloudygabby

MATERNAL LINE



Through Gabby's mitochondrial DNA we can trace her mother's ancestry back to where dogs and people first became friends. This map helps you visualize the routes that her ancestors took to your home. Their story is described below the map.

HAPLOGROUP: B1

B1 is the second most common maternal lineage in breeds of European or American origin. It is the female line of the majority of Golden Retrievers, Basset Hounds, and Shih Tzus, and about half of Beagles, Pekingese and Toy Poodles. This lineage is also somewhat common among village dogs that carry distinct ancestry from these breeds. We know this is a result of B1 dogs being common amongst the European dogs that their conquering owners brought around the world, because nowhere on earth is it a very common lineage in village dogs. It even enables us to trace the path of (human) colonization: Because most Bichons are B1 and Bichons are popular in Spanish culture, B1 is now fairly common among village dogs in Latin America.

HAPLOTYPE: B84

Part of the large B1 haplogroup, this haplotype occurs most frequently in Golden Retrievers, Beagles, and Staffordshire Terriers.

"GABBY"

CLOUDY GABBY



DNA Test Report

Test Date: November 21st, 2023

embk.me/cloudygabby

TRAITS: COAT COLOR

TRAIT	RESULT
-------	--------

E Locus (MC1R)

The E Locus determines if and where a dog can produce dark (black or brown) hair. Dogs with two copies of the recessive **e** allele do not produce dark hairs at all, and will be "red" over their entire body. The shade of red, which can range from a deep copper to yellow/gold to cream, is dependent on other genetic factors including the Intensity loci. In addition to determining if a dog can develop dark hairs at all, the E Locus can give a dog a black "mask" or "widow's peak," unless the dog has overriding coat color genetic factors. Dogs with one or two copies of the **Em** allele usually have a melanistic mask (dark facial hair as commonly seen in the German Shepherd and Pug). Dogs with no copies of **Em** but one or two copies of the **Eg** allele usually have a melanistic "widow's peak" (dark forehead hair as commonly seen in the Afghan Hound and Borzoi, where it is called either "grizzle" or "domino").

No dark hairs
anywhere (ee)

K Locus (CBD103)

The K Locus **K^B** allele "overrides" the A Locus, meaning that it prevents the A Locus genotype from affecting coat color. For this reason, the **K^B** allele is referred to as the "dominant black" allele. As a result, dogs with at least one **K^B** allele will usually have solid black or brown coats (or red/cream coats if they are **ee** at the E Locus) regardless of their genotype at the A Locus, although several other genes could impact the dog's coat and cause other patterns, such as white spotting. Dogs with the **k^Yk^Y** genotype will show a coat color pattern based on the genotype they have at the A Locus. Dogs who test as **K^Bk^Y** may be brindle rather than black or brown.

Not expressed (K^BK^B)

TRAITS: COAT COLOR (CONTINUED)

TRAIT	RESULT
-------	--------

Intensity Loci

Areas of a dog's coat where dark (black or brown) pigment is not expressed either contain red/yellow pigment, or no pigment at all. Five locations across five chromosomes explain approximately 70% of red pigmentation "intensity" variation across all dogs. Dogs with a result of **Intense Red Pigmentation** will likely have deep red hair like an Irish Setter or "apricot" hair like some Poodles, dogs with a result of **Intermediate Red Pigmentation** will likely have tan or yellow hair like a Soft-Coated Wheaten Terrier, and dogs with **Dilute Red Pigmentation** will likely have cream or white hair like a Samoyed. Because the mutations we test may not directly cause differences in red pigmentation intensity, we consider this to be a linkage test.

Any pigmented hair likely yellow or tan (Intermediate Red Pigmentation)

A Locus (ASIP)

The A Locus controls switching between black and red pigment in hair cells, but it will only be expressed in dogs that are not **ee** at the E Locus and are **k^Yk^Y** at the K Locus. Sable (also called "Fawn") dogs have a mostly or entirely red coat with some interspersed black hairs. Agouti (also called "Wolf Sable") dogs have red hairs with black tips, mostly on their head and back. Black and tan dogs are mostly black or brown with lighter patches on their cheeks, eyebrows, chest, and legs. Recessive black dogs have solid-colored black or brown coats.

Not expressed (a^ta^t)

D Locus (MLPH)

The D locus result that we report is determined by three different genetic variants that can work together to cause diluted pigmentation. These are the common **d** allele, also known as "**d1**", and the less common alleles known as "**d2**" and "**d3**". Dogs with two **d** alleles, regardless of which variant, will have all black pigment lightened ("diluted") to gray, or brown pigment lightened to lighter brown in their hair, skin, and sometimes eyes. There are many breed-specific names for these dilute colors, such as "blue", "charcoal", "fawn", "silver", and "Isabella". Note that in certain breeds, dilute dogs have a higher incidence of Color Dilution Alopecia. Dogs with one **d** allele will not be dilute, but can pass the **d** allele on to their puppies.

Not expressed (DD)

TRAITS: COAT COLOR (CONTINUED)

TRAIT	RESULT
-------	--------

Cocoa (HPS3)

Dogs with the **coco** genotype will produce dark brown pigment instead of black in both their hair and skin. Dogs with the **Nco** genotype will produce black pigment, but can pass the **co** allele on to their puppies. Dogs that have the **coco** genotype as well as the **bb** genotype at the B locus are generally a lighter brown than dogs that have the **Bb** or **BB** genotypes at the B locus.

No co alleles, not expressed (NN)

B Locus (TYRP1)

Dogs with two copies of the **b** allele produce brown pigment instead of black in both their hair and skin. Dogs with one copy of the **b** allele will produce black pigment, but can pass the **b** allele on to their puppies. E Locus **ee** dogs that carry two **b** alleles will have red or cream coats, but have brown noses, eye rims, and footpads (sometimes referred to as "Dudley Nose" in Labrador Retrievers). "Liver" or "chocolate" is the preferred color term for brown in most breeds; in the Doberman Pinscher it is referred to as "red".

Likely black colored nose/feet (BB)

Saddle Tan (RALY)

The "Saddle Tan" pattern causes the black hairs to recede into a "saddle" shape on the back, leaving a tan face, legs, and belly, as a dog ages. The Saddle Tan pattern is characteristic of breeds like the Corgi, Beagle, and German Shepherd. Dogs that have the **ll** genotype at this locus are more likely to be mostly black with tan points on the eyebrows, muzzle, and legs as commonly seen in the Doberman Pinscher and the Rottweiler. This gene modifies the A Locus **a^t** allele, so dogs that do not express **a^t** are not influenced by this gene.

Not expressed (NI)

S Locus (MITF)

The S Locus determines white spotting and pigment distribution. MITF controls where pigment is produced, and an insertion in the MITF gene causes a loss of pigment in the coat and skin, resulting in white hair and/or pink skin. Dogs with two copies of this variant will likely have breed-dependent white patterning, with a nearly white, parti, or piebald coat. Dogs with one copy of this variant will have more limited white spotting and may be considered flash, parti or piebald. This MITF variant does not explain all white spotting patterns in dogs and other variants are currently being researched. Some dogs may have small amounts of white on the paws, chest, face, or tail regardless of their S Locus genotype.

Likely to have little to no white in coat (SS)

TRAITS: COAT COLOR (CONTINUED)

TRAIT	RESULT
-------	--------

M Locus (PMEL)

Merle coat patterning is common to several dog breeds including the Australian Shepherd, Catahoula Leopard Dog, and Shetland Sheepdog, among many others. Merle arises from an unstable SINE insertion (which we term the "M*" allele) that disrupts activity of the pigmentary gene PMEL, leading to mottled or patchy coat color. Dogs with an **M*m** result are likely to be phenotypically merle or could be "non-expressing" merle, meaning that the merle pattern is very subtle or not at all evident in their coat. Dogs with an **M*M*** result are likely to be phenotypically merle or double merle. Dogs with an **mm** result have no merle alleles and are unlikely to have a merle coat pattern.

No merle alleles (mm)

Note that Embark does not currently distinguish between the recently described cryptic, atypical, atypical+, classic, and harlequin merle alleles. Our merle test only detects the presence, but not the length of the SINE insertion. We do not recommend making breeding decisions on this result alone. Please pursue further testing for allelic distinction prior to breeding decisions.

R Locus (USH2A)

The R Locus regulates the presence or absence of the roan coat color pattern. Partial duplication of the USH2A gene is strongly associated with this coat pattern. Dogs with at least one **R** allele will likely have roaning on otherwise uniformly unpigmented white areas. Roan appears in white areas controlled by the S Locus but not in other white or cream areas created by other loci, such as the E Locus with **ee** along with Dilute Red Pigmentation by I Locus (for example, in Samoyeds). Mechanisms for controlling the extent of roaning are currently unknown, and roaning can appear in a uniform or non-uniform pattern. Further, non-uniform roaning may appear as ticked, and not obviously roan. The roan pattern can appear with or without ticking.

Likely no impact on coat pattern (rr)

H Locus (Harlequin)

This pattern is recognized in Great Danes and causes dogs to have a white coat with patches of darker pigment. A dog with an **Hh** result will be harlequin if they are also **M*m** or **M*M*** at the M Locus and are not **ee** at the E locus. Dogs with a result of **hh** will not be harlequin. This trait is thought to be homozygous lethal; a living dog with an **HH** genotype has never been found.

No harlequin alleles (hh)

"GABBY"

CLOUDY GABBY



DNA Test Report

Test Date: November 21st, 2023

embk.me/cloudygabby

TRAITS: OTHER COAT TRAITS

TRAIT	RESULT
-------	--------

Furnishings (RSPO2)

Dogs with one or two copies of the **F** allele have "furnishings": the mustache, beard, and eyebrows characteristic of breeds like the Schnauzer, Scottish Terrier, and Wire Haired Dachshund. A dog with two **I** alleles will not have furnishings, which is sometimes called an "improper coat" in breeds where furnishings are part of the breed standard. The mutation is a genetic insertion which we measure indirectly using a linkage test highly correlated with the insertion.

Likely unfurnished (no mustache, beard, and/or eyebrows) (II)

Registration:



TRAITS: OTHER COAT TRAITS (CONTINUED)

TRAIT	RESULT
-------	--------

Coat Length (FGF5)

The FGF5 gene affects hair length in many species, including cats, dogs, mice, and humans. In dogs, an **Lh** allele confers a long, silky hair coat across many breeds, including Yorkshire Terriers, Cocker Spaniels, and Golden Retrievers, while the **Sh** allele causes a shorter coat, as seen in the Boxer or the American Staffordshire Terrier. In certain breeds, such as the Pembroke Welsh Corgi and French Bulldog, the long haircoat is described as "fluffy". The coat length determined by FGF5, as reported by us, is influenced by four genetic variants that work together to promote long hair.

The most common of these is the **Lh1** variant (G/T, CanFam3.1, chr32, g.4509367) and the less common ones are **Lh2** (C/T, CanFam3.1, chr32, g.4528639), **Lh3** (16bp deletion, CanFam3.1, chr32, g.4528616), and **Lh4** (GG insertion, CanFam3.1, chr32, g.4528621). The FGF5_Lh1 variant is found across many dog breeds. The less common alleles, FGF5_Lh2, have been found in the Akita, Samoyed, and Siberian Husky, FGF5_Lh3 have been found in the Eurasier, and FGF5_Lh4 have been found in the Afghan Hound, Eurasier, and French Bulldog.

Likely long coat (LhLh)

The **Lh** alleles have a recessive mode of inheritance, meaning that two copies of the **Lh** alleles are required to have long hair. The presence of two Lh alleles at any of these FGF5 loci is expected to result in long hair. One copy each of **Lh1** and **Lh2** have been found in Samoyeds, one copy each of **Lh1** and **Lh3** have been found in Eurasiers, and one copy each of **Lh1** and **Lh4** have been found in the Afghan Hounds and Eurasiers.

Interestingly, the Lh3 variant, a 16 base pair deletion, encompasses the Lh4 variant (GG insertion). The presence of one or two copies of Lh3 influences the outcome at the Lh4 locus. When two copies of Lh3 are present, there will be no reportable result for the FGF5_Lh4 locus. With one copy of Lh3, Lh4 can have either one copy of the variant allele or the normal allele. The overall FGF5 result remains unaffected by this.

TRAITS: OTHER COAT TRAITS (CONTINUED)

TRAIT	RESULT
-------	--------

Shedding (MC5R)

Dogs with at least one copy of the ancestral **C** allele, like many Labradors and German Shepherd Dogs, are heavy or seasonal shedders, while those with two copies of the **T** allele, including many Boxers, Shih Tzus and Chihuahuas, tend to be lighter shedders. Dogs with furnished/wire-haired coats caused by RSPO2 (the furnishings gene) tend to be low shedders regardless of their genotype at this gene.

Likely light shedding (TT)

Coat Texture (KRT71)

Dogs with a long coat and at least one copy of the **T** allele have a wavy or curly coat characteristic of Poodles and Bichon Frises. Dogs with two copies of the ancestral **C** allele are likely to have a straight coat, but there are other factors that can cause a curly coat, for example if they at least one **F** allele for the Furnishings (RSPO2) gene then they are likely to have a curly coat. Dogs with short coats may carry one or two copies of the **T** allele but still have straight coats.

Likely straight coat (CC)

Hairlessness (FOXI3)

A duplication in the FOXI3 gene causes hairlessness over most of the body as well as changes in tooth shape and number. This mutation occurs in Peruvian Inca Orchid, Xoloitzcuintli (Mexican Hairless), and Chinese Crested (other hairless breeds have different mutations). Dogs with the **NDup** genotype are likely to be hairless while dogs with the **NN** genotype are likely to have a normal coat. The **DupDup** genotype has never been observed, suggesting that dogs with that genotype cannot survive to birth. Please note that this is a linkage test, so it may not be as predictive as direct tests of the mutation in some lines.

Very unlikely to be hairless (NN)

Hairlessness (SGK3)

Hairlessness in the American Hairless Terrier arises from a mutation in the SGK3 gene. Dogs with the **DD** result are likely to be hairless. Dogs with the **ND** genotype will have a normal coat, but can pass the **D** variant on to their offspring.

Very unlikely to be hairless (NN)

"GABBY"

CLOUDY GABBY



DNA Test Report

Test Date: November 21st, 2023

embk.me/cloudygabby

TRAITS: OTHER COAT TRAITS (CONTINUED)

TRAIT	RESULT
-------	--------

Oculocutaneous Albinism Type 2 (SLC45A2)

Dogs with two copies **DD** of this deletion in the SLC45A2 gene have oculocutaneous albinism (OCA), also known as Doberman Z Factor Albinism, a recessive condition characterized by severely reduced or absent pigment in the eyes, skin, and hair. Affected dogs sometimes suffer from vision problems due to lack of eye pigment (which helps direct and absorb ambient light) and are prone to sunburn. Dogs with a single copy of the deletion **ND** will not be affected but can pass the mutation on to their offspring. This particular mutation can be traced back to a single white Doberman Pinscher born in 1976, and it has only been observed in dogs descended from this individual. Please note that this is a linkage test, so it may not be as predictive as direct tests of the mutation in some lines.

Likely not albino (NN)

Registration:



TRAITS: OTHER BODY FEATURES

TRAIT	RESULT
-------	--------

Muzzle Length (BMP3)

Dogs in medium-length muzzle (mesocephalic) breeds like Staffordshire Terriers and Labradors, and long muzzle (dolichocephalic) breeds like Whippet and Collie have one, or more commonly two, copies of the ancestral **C** allele. Dogs in many short-length muzzle (brachycephalic) breeds such as the English Bulldog, Pug, and Pekingese have two copies of the derived **A** allele. At least five different genes affect muzzle length in dogs, with BMP3 being the only one with a known causal mutation. For example, the skull shape of some breeds, including the dolichocephalic Scottish Terrier or the brachycephalic Japanese Chin, appear to be caused by other genes. Thus, dogs may have short or long muzzles due to other genetic factors that are not yet known to science.

Likely medium or long muzzle (CC)

Tail Length (T)

Whereas most dogs have two **C** alleles and a long tail, dogs with one **G** allele are likely to have a bobtail, which is an unusually short or absent tail. This mutation causes natural bobtail in many breeds including the Pembroke Welsh Corgi, the Australian Shepherd, and the Brittany Spaniel. Dogs with **GG** genotypes have not been observed, suggesting that dogs with the **GG** genotype do not survive to birth. Please note that this mutation does not explain every natural bobtail! While certain lineages of Boston Terrier, English Bulldog, Rottweiler, Miniature Schnauzer, Cavalier King Charles Spaniel, and Parson Russell Terrier, and Dobermans are born with a natural bobtail, these breeds do not have this mutation. This suggests that other unknown genetic mutations can also lead to a natural bobtail.

Likely normal-length tail (CC)

Hind Dewclaws (LMBR1)

Common in certain breeds such as the Saint Bernard, hind dewclaws are extra, nonfunctional digits located midway between a dog's paw and hock. Dogs with at least one copy of the **T** allele have about a 50% chance of having hind dewclaws. Note that other (currently unknown to science) mutations can also cause hind dewclaws, so some **CC** or **TC** dogs will have hind dewclaws.

Unlikely to have hind dew claws (CC)

"GABBY"

CLOUDY GABBY



DNA Test Report

Test Date: November 21st, 2023

embk.me/cloudygabby

TRAITS: OTHER BODY FEATURES (CONTINUED)

TRAIT	RESULT
-------	--------

Blue Eye Color (ALX4)

Embark researchers discovered this large duplication associated with blue eyes in Arctic breeds like Siberian Husky as well as tri-colored (non-merle) Australian Shepherds. Dogs with at least one copy of the duplication (**Dup**) are more likely to have at least one blue eye. Some dogs with the duplication may have only one blue eye (complete heterochromia) or may not have blue eyes at all; nevertheless, they can still pass the duplication and the trait to their offspring. **NN** dogs do not carry this duplication, but may have blue eyes due to other factors, such as merle. Please note that this is a linkage test, so it may not be as predictive as direct tests of the mutation in some lines.

Less likely to have blue eyes (NN)

Back Muscling & Bulk, Large Breed (ACSL4)

The **T** allele is associated with heavy muscling along the back and trunk in characteristically "bulky" large-breed dogs including the Saint Bernard, Bernese Mountain Dog, Greater Swiss Mountain Dog, and Rottweiler. The "bulky" **T** allele is absent from leaner shaped large breed dogs like the Great Dane, Irish Wolfhound, and Scottish Deerhound, which are fixed for the ancestral **C** allele. Note that this mutation does not seem to affect muscling in small or even mid-sized dog breeds with notable back muscling, including the American Staffordshire Terrier, Boston Terrier, and the English Bulldog.

Likely normal muscling (CC)

Registration:



"GABBY"

CLOUDY GABBY



DNA Test Report

Test Date: November 21st, 2023

embk.me/cloudygabby

TRAITS: BODY SIZE

TRAIT	RESULT
Body Size (IGF1) The I allele is associated with smaller body size.	Larger (NN)
Body Size (IGFR1) The A allele is associated with smaller body size.	Larger (GG)
Body Size (STC2) The A allele is associated with smaller body size.	Larger (TT)
Body Size (GHR - E191K) The A allele is associated with smaller body size.	Intermediate (GA)
Body Size (GHR - P177L) The T allele is associated with smaller body size.	Larger (CC)

Registration:



"GABBY"

CLOUDY GABBY



DNA Test Report

Test Date: November 21st, 2023

embk.me/cloudygabby

TRAITS: PERFORMANCE

TRAIT	RESULT
-------	--------

Altitude Adaptation (EPAS1)

This mutation causes dogs to be especially tolerant of low oxygen environments (hypoxia), such as those found at high elevations. Dogs with at least one **A** allele are less susceptible to "altitude sickness." This mutation was originally identified in breeds from high altitude areas such as the Tibetan Mastiff.

Normal altitude tolerance (GG)

Appetite (POMC)

This mutation in the POMC gene is found primarily in Labrador and Flat Coated Retrievers. Compared to dogs with no copies of the mutation (**NN**), dogs with one (**ND**) or two (**DD**) copies of the mutation are more likely to have high food motivation, which can cause them to eat excessively, have higher body fat percentage, and be more prone to obesity. Read more about the genetics of POMC, and learn how you can contribute to research, in our blog post (<https://embarkvet.com/resources/blog/pomc-dogs/>). We measure this result using a linkage test.

Normal food motivation (NN)

Registration:



"GABBY"

CLOUDY GABBY



DNA Test Report

Test Date: November 21st, 2023

embk.me/cloudygabby

HEALTH REPORT

How to interpret Gabby's genetic health results:

If Gabby inherited any of the variants that we tested, they will be listed at the top of the Health Report section, along with a description of how to interpret this result. We also include all of the variants that we tested Gabby for that we did not detect the risk variant for.

A genetic test is not a diagnosis

This genetic test does not diagnose a disease. Please talk to your vet about your dog's genetic results, or if you think that your pet may have a health condition or disease.

Summary

Gabby is not at increased risk for the genetic health conditions that Embark tests.

Clear results

Breed-relevant (11)

Other (244)

"GABBY"



CLOUDY GABBY












DNA Test Report

Test Date: November 21st, 2023

embk.me/cloudygabby

BREED-RELEVANT RESULTS

Research studies indicate that these results are more relevant to dogs like Gabby, and may influence her chances of developing certain health conditions.

 Congenital Myasthenic Syndrome, CMS (COLQ, Golden Retriever Variant)	Clear
 Degenerative Myelopathy, DM (SOD1A)	Clear
 Dystrophic Epidermolysis Bullosa (COL7A1, Golden Retriever Variant)	Clear
 Golden Retriever Progressive Retinal Atrophy 1, GR-PRA1 (SLC4A3)	Clear
 Golden Retriever Progressive Retinal Atrophy 2, GR-PRA2 (TTC8)	Clear
 Ichthyosis, ICH1 (PNPLA1, Golden Retriever Variant)	Clear
 Muscular Dystrophy (DMD, Golden Retriever Variant)	Clear
 Neuronal Ceroid Lipofuscinosis 5, NCL 5 (CLN5 Exon 4 Deletion, Golden Retriever Variant)	Clear
 Osteogenesis Imperfecta (COL1A1, Golden Retriever Variant)	Clear
 Progressive Retinal Atrophy, prcd (PRCD Exon 1)	Clear
 Retina Dysplasia and/or Optic Nerve Hypoplasia (SIX6 Exon 1, Golden Retriever Variant)	Clear

Registration: American Kennel Club (AKC)



"GABBY"



CLOUDY GABBY

DNA Test Report

Test Date: November 21st, 2023

embk.me/cloudygabby

OTHER RESULTS

Research has not yet linked these conditions to dogs with similar breeds to Gabby. Review any increased risk or notable results to understand her potential risk and recommendations.

✔ 2-DHA Kidney & Bladder Stones (APRT)	Clear
✔ Acral Mutilation Syndrome (GDNF-AS, Spaniel and Pointer Variant)	Clear
✔ Alaskan Husky Encephalopathy (SLC19A3)	Clear
✔ Alaskan Malamute Polyneuropathy, AMPN (NDRG1 SNP)	Clear
✔ Alexander Disease (GFAP)	Clear
✔ ALT Activity (GPT)	Clear
✔ Anhidrotic Ectodermal Dysplasia (EDA Intron 8)	Clear
✔ Autosomal Dominant Progressive Retinal Atrophy (RHO)	Clear
✔ Bald Thigh Syndrome (IGFBP5)	Clear
✔ Bernard-Soulier Syndrome, BSS (GP9, Cocker Spaniel Variant)	Clear
✔ Bully Whippet Syndrome (MSTN)	Clear
✔ Canine Elliptocytosis (SPTB Exon 30)	Clear
✔ Canine Fucosidosis (FUCA1)	Clear
✔ Canine Leukocyte Adhesion Deficiency Type I, CLAD I (ITGB2, Setter Variant)	Clear
✔ Canine Leukocyte Adhesion Deficiency Type III, CLAD III (FERMT3, German Shepherd Variant)	Clear
✔ Canine Multifocal Retinopathy, cmr1 (BEST1 Exon 2)	Clear
✔ Canine Multifocal Retinopathy, cmr2 (BEST1 Exon 5, Coton de Tulear Variant)	Clear
✔ Canine Multifocal Retinopathy, cmr3 (BEST1 Exon 10 Deletion, Finnish and Swedish Lapphund, Lapponian Herder Variant)	Clear

"GABBY"

CLOUDY GABBY





















DNA Test Report

Test Date: November 21st, 2023

embk.me/cloudygabby

OTHER RESULTS

 Canine Multiple System Degeneration (SERAC1 Exon 4, Chinese Crested Variant)	Clear
 Canine Multiple System Degeneration (SERAC1 Exon 15, Kerry Blue Terrier Variant)	Clear
 Cardiomyopathy and Juvenile Mortality (YARS2)	Clear
 Centronuclear Myopathy, CNM (PTPLA)	Clear
 Cerebellar Hypoplasia (VLDLR, Eurasier Variant)	Clear
 Chondrodystrophy (ITGA10, Norwegian Elkhound and Karelian Bear Dog Variant)	Clear
 Cleft Lip and/or Cleft Palate (ADAMTS20, Nova Scotia Duck Tolling Retriever Variant)	Clear
 Cleft Palate, CP1 (DLX6 intron 2, Nova Scotia Duck Tolling Retriever Variant)	Clear
 Cobalamin Malabsorption (CUBN Exon 8, Beagle Variant)	Clear
 Cobalamin Malabsorption (CUBN Exon 53, Border Collie Variant)	Clear
 Collie Eye Anomaly (NHEJ1)	Clear
 Complement 3 Deficiency, C3 Deficiency (C3)	Clear
 Congenital Cornification Disorder (NSDHL, Chihuahua Variant)	Clear
 Congenital Hypothyroidism (TPO, Rat, Toy, Hairless Terrier Variant)	Clear
 Congenital Hypothyroidism (TPO, Tenterfield Terrier Variant)	Clear
 Congenital Hypothyroidism with Goiter (TPO Intron 13, French Bulldog Variant)	Clear
 Congenital Hypothyroidism with Goiter (SLC5A5, Shih Tzu Variant)	Clear
 Congenital Macrothrombocytopenia (TUBB1 Exon 1, Cairn and Norfolk Terrier Variant)	Clear

Registration: American Kennel Club (AKC)



"GABBY"

CLOUDY GABBY





















DNA Test Report

Test Date: November 21st, 2023

embk.me/cloudygabby

OTHER RESULTS

 Congenital Myasthenic Syndrome, CMS (COLQ, Labrador Retriever Variant)	Clear
 Congenital Myasthenic Syndrome, CMS (CHAT, Old Danish Pointing Dog Variant)	Clear
 Congenital Myasthenic Syndrome, CMS (CHRNE, Jack Russell Terrier Variant)	Clear
 Congenital Stationary Night Blindness (LRIT3, Beagle Variant)	Clear
 Congenital Stationary Night Blindness (RPE65, Briard Variant)	Clear
 Craniomandibular Osteopathy, CMO (SLC37A2)	Clear
 Craniomandibular Osteopathy, CMO (SLC37A2 Intron 16, Basset Hound Variant)	Clear
 Cystinuria Type I-A (SLC3A1, Newfoundland Variant)	Clear
 Cystinuria Type II-A (SLC3A1, Australian Cattle Dog Variant)	Clear
 Cystinuria Type II-B (SLC7A9, Miniature Pinscher Variant)	Clear
 Day Blindness (CNGB3 Deletion, Alaskan Malamute Variant)	Clear
 Day Blindness (CNGA3 Exon 7, German Shepherd Variant)	Clear
 Day Blindness (CNGA3 Exon 7, Labrador Retriever Variant)	Clear
 Day Blindness (CNGB3 Exon 6, German Shorthaired Pointer Variant)	Clear
 Deafness and Vestibular Syndrome of Dobermans, DVDob, DINGS (MYO7A)	Clear
 Demyelinating Polyneuropathy (SBF2/MTRM13)	Clear
 Dental-Skeletal-Retinal Anomaly (MIA3, Cane Corso Variant)	Clear
 Diffuse Cystic Renal Dysplasia and Hepatic Fibrosis (INPP5E Intron 9, Norwich Terrier Variant)	Clear

Registration: American Kennel Club (AKC)



"GABBY"

CLOUDY GABBY



DNA Test Report

Test Date: November 21st, 2023

embk.me/cloudygabby



















OTHER RESULTS

Dilated Cardiomyopathy, DCM (RBM20, Schnauzer Variant)	Clear
Dilated Cardiomyopathy, DCM1 (PDK4, Doberman Pinscher Variant 1)	Clear
Dilated Cardiomyopathy, DCM2 (TTN, Doberman Pinscher Variant 2)	Clear
Disproportionate Dwarfism (PRKG2, Dogo Argentino Variant)	Clear
Dry Eye Curly Coat Syndrome (FAM83H Exon 5)	Clear
Dystrophic Epidermolysis Bullosa (COL7A1, Central Asian Shepherd Dog Variant)	Clear
Early Bilateral Deafness (LOXHD1 Exon 38, Rottweiler Variant)	Clear
Early Onset Adult Deafness, EOAD (EPS8L2 Deletion, Rhodesian Ridgeback Variant)	Clear
Early Onset Cerebellar Ataxia (SEL1L, Finnish Hound Variant)	Clear
Ehlers Danlos (ADAMTS2, Doberman Pinscher Variant)	Clear
Enamel Hypoplasia (ENAM Deletion, Italian Greyhound Variant)	Clear
Enamel Hypoplasia (ENAM SNP, Parson Russell Terrier Variant)	Clear
Episodic Falling Syndrome (BCAN)	Clear
Exercise-Induced Collapse, EIC (DNM1)	Clear
Factor VII Deficiency (F7 Exon 5)	Clear
Factor XI Deficiency (F11 Exon 7, Kerry Blue Terrier Variant)	Clear
Familial Nephropathy (COL4A4 Exon 3, Cocker Spaniel Variant)	Clear
Familial Nephropathy (COL4A4 Exon 30, English Springer Spaniel Variant)	Clear

Registration: American Kennel Club (AKC)



OTHER RESULTS

 Fanconi Syndrome (FAN1, Basenji Variant)	Clear
 Fetal-Onset Neonatal Neuroaxonal Dystrophy (MFN2, Giant Schnauzer Variant)	Clear
 Glanzmann's Thrombasthenia Type I (ITGA2B Exon 13, Great Pyrenees Variant)	Clear
 Glanzmann's Thrombasthenia Type I (ITGA2B Exon 12, Otterhound Variant)	Clear
 Globoid Cell Leukodystrophy, Krabbe disease (GALC Exon 5, Terrier Variant)	Clear
 Glycogen Storage Disease Type IA, Von Gierke Disease, GSD IA (G6PC, Maltese Variant)	Clear
 Glycogen Storage Disease Type IIIA, GSD IIIA (AGL, Curly Coated Retriever Variant)	Clear
 Glycogen storage disease Type VII, Phosphofruktokinase Deficiency, PFK Deficiency (PFKM, Whippet and English Springer Spaniel Variant)	Clear
 Glycogen storage disease Type VII, Phosphofruktokinase Deficiency, PFK Deficiency (PFKM, Wachtelhund Variant)	Clear
 GM1 Gangliosidosis (GLB1 Exon 2, Portuguese Water Dog Variant)	Clear
 GM1 Gangliosidosis (GLB1 Exon 15, Shiba Inu Variant)	Clear
 GM1 Gangliosidosis (GLB1 Exon 15, Alaskan Husky Variant)	Clear
 GM2 Gangliosidosis (HEXA, Japanese Chin Variant)	Clear
 GM2 Gangliosidosis (HEXB, Poodle Variant)	Clear
 Goniodysgenesis and Glaucoma, Pectinate Ligament Dysplasia, PLD (OLFM3)	Clear
 Hemophilia A (F8 Exon 11, German Shepherd Variant 1)	Clear
 Hemophilia A (F8 Exon 1, German Shepherd Variant 2)	Clear
 Hemophilia A (F8 Exon 10, Boxer Variant)	Clear

"GABBY"

CLOUDY GABBY



DNA Test Report

Test Date: November 21st, 2023

embk.me/cloudygabby

OTHER RESULTS

<input checked="" type="checkbox"/> Hemophilia B (F9 Exon 7, Terrier Variant)	Clear
<input checked="" type="checkbox"/> Hemophilia B (F9 Exon 7, Rhodesian Ridgeback Variant)	Clear
<input checked="" type="checkbox"/> Hereditary Ataxia, Cerebellar Degeneration (RAB24, Old English Sheepdog and Gordon Setter Variant)	Clear
<input checked="" type="checkbox"/> Hereditary Cataracts (HSF4 Exon 9, Australian Shepherd Variant)	Clear
<input checked="" type="checkbox"/> Hereditary Footpad Hyperkeratosis (FAM83G, Terrier and Kromfohrlander Variant)	Clear
<input checked="" type="checkbox"/> Hereditary Footpad Hyperkeratosis (DSG1, Rottweiler Variant)	Clear
<input checked="" type="checkbox"/> Hereditary Nasal Parakeratosis (SUV39H2 Intron 4, Greyhound Variant)	Clear
<input checked="" type="checkbox"/> Hereditary Nasal Parakeratosis, HNPk (SUV39H2)	Clear
<input checked="" type="checkbox"/> Hereditary Vitamin D-Resistant Rickets (VDR)	Clear
<input checked="" type="checkbox"/> Hypocatalasia, Acatalasemia (CAT)	Clear
<input checked="" type="checkbox"/> Hypomyelination and Tremors (FNIP2, Weimaraner Variant)	Clear
<input checked="" type="checkbox"/> Hypophosphatasia (ALPL Exon 9, Karelian Bear Dog Variant)	Clear
<input checked="" type="checkbox"/> Ichthyosis (NIPAL4, American Bulldog Variant)	Clear
<input checked="" type="checkbox"/> Ichthyosis (ASPRV1 Exon 2, German Shepherd Variant)	Clear
<input checked="" type="checkbox"/> Ichthyosis (SLC27A4, Great Dane Variant)	Clear
<input checked="" type="checkbox"/> Ichthyosis, Epidermolytic Hyperkeratosis (KRT10, Terrier Variant)	Clear
<input checked="" type="checkbox"/> Inflammatory Myopathy (SLC25A12)	Clear
<input checked="" type="checkbox"/> Inherited Myopathy of Great Danes (BIN1)	Clear

Registration: American Kennel Club (AKC)



"GABBY"

CLOUDY GABBY





















DNA Test Report

Test Date: November 21st, 2023

embk.me/cloudygabby



















OTHER RESULTS

 Inherited Selected Cobalamin Malabsorption with Proteinuria (CUBN, Komondor Variant)	Clear
 Intervertebral Disc Disease (Type I) (FGF4 retrogene - CFA12)	Clear
 Intestinal Lipid Malabsorption (ACSL5, Australian Kelpie)	Clear
 Junctional Epidermolysis Bullosa (LAMA3 Exon 66, Australian Cattle Dog Variant)	Clear
 Junctional Epidermolysis Bullosa (LAMB3 Exon 11, Australian Shepherd Variant)	Clear
 Juvenile Epilepsy (LGI2)	Clear
 Juvenile Laryngeal Paralysis and Polyneuropathy (RAB3GAP1, Rottweiler Variant)	Clear
 Juvenile Myoclonic Epilepsy (DIRAS1)	Clear
 L-2-Hydroxyglutaricaciduria, L2HGA (L2HGDH, Staffordshire Bull Terrier Variant)	Clear
 Lagotto Storage Disease (ATG4D)	Clear
 Laryngeal Paralysis (RAPGEF6, Miniature Bull Terrier Variant)	Clear
 Late Onset Spinocerebellar Ataxia (CAPN1)	Clear
 Late-Onset Neuronal Ceroid Lipofuscinosis, NCL 12 (ATP13A2, Australian Cattle Dog Variant)	Clear
 Leonberger Polyneuropathy 1 (LPN1, ARHGEF10)	Clear
 Leonberger Polyneuropathy 2 (GJA9)	Clear
 Lethal Acrodermatitis, LAD (MKLN1)	Clear
 Leukodystrophy (TSEN54 Exon 5, Standard Schnauzer Variant)	Clear
 Ligneous Membranitis, LM (PLG)	Clear

Registration: American Kennel Club (AKC)



OTHER RESULTS

 Limb Girdle Muscular Dystrophy (SGCD, Boston Terrier Variant)	Clear
 Limb-Girdle Muscular Dystrophy 2D (SGCA Exon 3, Miniature Dachshund Variant)	Clear
 Long QT Syndrome (KCNQ1)	Clear
 Lundehund Syndrome (LEPREL1)	Clear
 Macular Corneal Dystrophy, MCD (CHST6)	Clear
 Malignant Hyperthermia (RYR1)	Clear
 May-Hegglin Anomaly (MYH9)	Clear
 Methemoglobinemia (CYB5R3, Pit Bull Terrier Variant)	Clear
 Methemoglobinemia (CYB5R3)	Clear
 Microphthalmia (RBP4 Exon 2, Soft Coated Wheaten Terrier Variant)	Clear
 Mucopolysaccharidosis IIIB, Sanfilippo Syndrome Type B, MPS IIIB (NAGLU, Schipperke Variant)	Clear
 Mucopolysaccharidosis Type IIIA, Sanfilippo Syndrome Type A, MPS IIIA (SGSH Exon 6, Dachshund Variant)	Clear
 Mucopolysaccharidosis Type IIIA, Sanfilippo Syndrome Type A, MPS IIIA (SGSH Exon 6, New Zealand Huntaway Variant)	Clear
 Mucopolysaccharidosis Type VI, Maroteaux-Lamy Syndrome, MPS VI (ARSB Exon 5, Miniature Pinscher Variant)	Clear
 Mucopolysaccharidosis Type VII, Sly Syndrome, MPS VII (GUSB Exon 3, German Shepherd Variant)	Clear
 Mucopolysaccharidosis Type VII, Sly Syndrome, MPS VII (GUSB Exon 5, Terrier Brasileiro Variant)	Clear
 Multiple Drug Sensitivity (ABCB1)	Clear
 Muscular Dystrophy (DMD, Cavalier King Charles Spaniel Variant 1)	Clear

"GABBY"

CLOUDY GABBY



DNA Test Report

Test Date: November 21st, 2023

embk.me/cloudygabby

OTHER RESULTS

<input checked="" type="checkbox"/> Musladin-Lueke Syndrome, MLS (ADAMTSL2)	Clear
<input checked="" type="checkbox"/> Myasthenia Gravis-Like Syndrome (CHRNE, Heideterrier Variant)	Clear
<input checked="" type="checkbox"/> Myotonia Congenita (CLCN1 Exon 23, Australian Cattle Dog Variant)	Clear
<input checked="" type="checkbox"/> Myotonia Congenita (CLCN1 Exon 7, Miniature Schnauzer Variant)	Clear
<input checked="" type="checkbox"/> Narcolepsy (HCRTR2 Exon 1, Dachshund Variant)	Clear
<input checked="" type="checkbox"/> Narcolepsy (HCRTR2 Intron 4, Doberman Pinscher Variant)	Clear
<input checked="" type="checkbox"/> Narcolepsy (HCRTR2 Intron 6, Labrador Retriever Variant)	Clear
<input checked="" type="checkbox"/> Nemaline Myopathy (NEB, American Bulldog Variant)	Clear
<input checked="" type="checkbox"/> Neonatal Cerebellar Cortical Degeneration (SPTBN2, Beagle Variant)	Clear
<input checked="" type="checkbox"/> Neonatal Encephalopathy with Seizures, NEWS (ATF2)	Clear
<input checked="" type="checkbox"/> Neonatal Interstitial Lung Disease (LAMP3)	Clear
<input checked="" type="checkbox"/> Neuroaxonal Dystrophy, NAD (VPS11, Rottweiler Variant)	Clear
<input checked="" type="checkbox"/> Neuroaxonal Dystrophy, NAD (TECPR2, Spanish Water Dog Variant)	Clear
<input checked="" type="checkbox"/> Neuronal Ceroid Lipofuscinosis 1, NCL 1 (PPT1 Exon 8, Dachshund Variant 1)	Clear
<input checked="" type="checkbox"/> Neuronal Ceroid Lipofuscinosis 10, NCL 10 (CTSD Exon 5, American Bulldog Variant)	Clear
<input checked="" type="checkbox"/> Neuronal Ceroid Lipofuscinosis 2, NCL 2 (TPP1 Exon 4, Dachshund Variant 2)	Clear
<input checked="" type="checkbox"/> Neuronal Ceroid Lipofuscinosis 5, NCL 5 (CLN5 Exon 4 SNP, Border Collie Variant)	Clear
<input checked="" type="checkbox"/> Neuronal Ceroid Lipofuscinosis 6, NCL 6 (CLN6 Exon 7, Australian Shepherd Variant)	Clear

Registration: American Kennel Club (AKC)



"GABBY"

CLOUDY GABBY



DNA Test Report

Test Date: November 21st, 2023

embk.me/cloudygabby



















OTHER RESULTS

Neuronal Ceroid Lipofuscinosis 7, NCL 7 (MFSD8, Chihuahua and Chinese Crested Variant)	Clear
Neuronal Ceroid Lipofuscinosis 8, NCL 8 (CLN8, Australian Shepherd Variant)	Clear
Neuronal Ceroid Lipofuscinosis 8, NCL 8 (CLN8 Exon 2, English Setter Variant)	Clear
Neuronal Ceroid Lipofuscinosis 8, NCL 8 (CLN8 Insertion, Saluki Variant)	Clear
Neuronal Ceroid Lipofuscinosis, Cerebellar Ataxia, NCL4A (ARSG Exon 2, American Staffordshire Terrier Variant)	Clear
Oculocutaneous Albinism, OCA (SLC45A2 Exon 6, Bullmastiff Variant)	Clear
Oculocutaneous Albinism, OCA (SLC45A2, Small Breed Variant)	Clear
Oculoskeletal Dysplasia 2 (COL9A2, Samoyed Variant)	Clear
Osteochondrodysplasia (SLC13A1, Poodle Variant)	Clear
Osteogenesis Imperfecta (COL1A2, Beagle Variant)	Clear
Osteogenesis Imperfecta (SERPINH1, Dachshund Variant)	Clear
P2Y12 Receptor Platelet Disorder (P2Y12)	Clear
Pachyonychia Congenita (KRT16, Dogue de Bordeaux Variant)	Clear
Paroxysmal Dyskinesia, PxD (PIGN)	Clear
Persistent Mullerian Duct Syndrome, PMDS (AMHR2)	Clear
Pituitary Dwarfism (POU1F1 Intron 4, Karelian Bear Dog Variant)	Clear
Platelet Factor X Receptor Deficiency, Scott Syndrome (TMEM16F)	Clear
Polycystic Kidney Disease, PKD (PKD1)	Clear

Registration: American Kennel Club (AKC)



OTHER RESULTS

 Pompe's Disease (GAA, Finnish and Swedish Lapphund, Lapponian Herder Variant)	Clear
 Prekallikrein Deficiency (KLKB1 Exon 8)	Clear
 Primary Ciliary Dyskinesia, PCD (NME5, Alaskan Malamute Variant)	Clear
 Primary Ciliary Dyskinesia, PCD (CCDC39 Exon 3, Old English Sheepdog Variant)	Clear
 Primary Hyperoxaluria (AGXT)	Clear
 Primary Lens Luxation (ADAMTS17)	Clear
 Primary Open Angle Glaucoma (ADAMTS17 Exon 11, Basset Fauve de Bretagne Variant)	Clear
 Primary Open Angle Glaucoma (ADAMTS10 Exon 17, Beagle Variant)	Clear
 Primary Open Angle Glaucoma (ADAMTS10 Exon 9, Norwegian Elkhound Variant)	Clear
 Primary Open Angle Glaucoma and Primary Lens Luxation (ADAMTS17 Exon 2, Chinese Shar-Pei Variant)	Clear
 Progressive Retinal Atrophy (SAG)	Clear
 Progressive Retinal Atrophy (IFT122 Exon 26, Lapponian Herder Variant)	Clear
 Progressive Retinal Atrophy, Bardet-Biedl Syndrome (BBS2 Exon 11, Shetland Sheepdog Variant)	Clear
 Progressive Retinal Atrophy, CNGA (CNGA1 Exon 9)	Clear
 Progressive Retinal Atrophy, crd1 (PDE6B, American Staffordshire Terrier Variant)	Clear
 Progressive Retinal Atrophy, crd4/cord1 (RPGRIP1)	Clear
 Progressive Retinal Atrophy, PRA1 (CNGB1)	Clear
 Progressive Retinal Atrophy, PRA3 (FAM161A)	Clear

"GABBY"

CLOUDY GABBY



DNA Test Report

Test Date: November 21st, 2023

embk.me/cloudygabby

OTHER RESULTS

Progressive Retinal Atrophy, rcd1 (PDE6B Exon 21, Irish Setter Variant)	Clear
Progressive Retinal Atrophy, rcd3 (PDE6A)	Clear
Proportionate Dwarfism (GH1 Exon 5, Chihuahua Variant)	Clear
Protein Losing Nephropathy, PLN (NPHS1)	Clear
Pyruvate Dehydrogenase Deficiency (PDP1, Spaniel Variant)	Clear
Pyruvate Kinase Deficiency (PKLR Exon 5, Basenji Variant)	Clear
Pyruvate Kinase Deficiency (PKLR Exon 7, Beagle Variant)	Clear
Pyruvate Kinase Deficiency (PKLR Exon 10, Terrier Variant)	Clear
Pyruvate Kinase Deficiency (PKLR Exon 7, Labrador Retriever Variant)	Clear
Pyruvate Kinase Deficiency (PKLR Exon 7, Pug Variant)	Clear
Raine Syndrome (FAM20C)	Clear
Recurrent Inflammatory Pulmonary Disease, RIPD (AKNA, Rough Collie Variant)	Clear
Renal Cystadenocarcinoma and Nodular Dermatofibrosis (FLCN Exon 7)	Clear
Sensory Neuropathy (FAM134B, Border Collie Variant)	Clear
Severe Combined Immunodeficiency, SCID (PRKDC, Terrier Variant)	Clear
Severe Combined Immunodeficiency, SCID (RAG1, Wetterhoun Variant)	Clear
Shaking Puppy Syndrome (PLP1, English Springer Spaniel Variant)	Clear
Shar-Pei Autoinflammatory Disease, SPAID, Shar-Pei Fever (MTBP)	Clear

Registration: American Kennel Club (AKC)



"GABBY"

CLOUDY GABBY



DNA Test Report

Test Date: November 21st, 2023

embk.me/cloudygabby

OTHER RESULTS

<input checked="" type="checkbox"/> Skeletal Dysplasia 2, SD2 (COL11A2, Labrador Retriever Variant)	Clear
<input checked="" type="checkbox"/> Skin Fragility Syndrome (PKP1, Chesapeake Bay Retriever Variant)	Clear
<input checked="" type="checkbox"/> Spinocerebellar Ataxia (SCN8A, Alpine Dachsbracke Variant)	Clear
<input checked="" type="checkbox"/> Spinocerebellar Ataxia with Myokymia and/or Seizures (KCNJ10)	Clear
<input checked="" type="checkbox"/> Spongy Degeneration with Cerebellar Ataxia 1 (KCNJ10)	Clear
<input checked="" type="checkbox"/> Spongy Degeneration with Cerebellar Ataxia 2 (ATP1B2)	Clear
<input checked="" type="checkbox"/> Stargardt Disease (ABCA4 Exon 28, Labrador Retriever Variant)	Clear
<input checked="" type="checkbox"/> Succinic Semialdehyde Dehydrogenase Deficiency (ALDH5A1 Exon 7, Saluki Variant)	Clear
<input checked="" type="checkbox"/> Thrombopathia (RASGRP1 Exon 5, American Eskimo Dog Variant)	Clear
<input checked="" type="checkbox"/> Thrombopathia (RASGRP1 Exon 5, Basset Hound Variant)	Clear
<input checked="" type="checkbox"/> Thrombopathia (RASGRP1 Exon 8, Landseer Variant)	Clear
<input checked="" type="checkbox"/> Trapped Neutrophil Syndrome, TNS (VPS13B)	Clear
<input checked="" type="checkbox"/> Ullrich-like Congenital Muscular Dystrophy (COL6A3 Exon 10, Labrador Retriever Variant)	Clear
<input checked="" type="checkbox"/> Ullrich-like Congenital Muscular Dystrophy (COL6A1 Exon 3, Landseer Variant)	Clear
<input checked="" type="checkbox"/> Unilateral Deafness and Vestibular Syndrome (PTPRQ Exon 39, Doberman Pinscher)	Clear
<input checked="" type="checkbox"/> Urate Kidney & Bladder Stones (SLC2A9)	Clear
<input checked="" type="checkbox"/> Von Willebrand Disease Type I, Type I vWD (VWF)	Clear
<input checked="" type="checkbox"/> Von Willebrand Disease Type II, Type II vWD (VWF, Pointer Variant)	Clear

Registration: American Kennel Club (AKC)



"GABBY"

CLOUDY GABBY



DNA Test Report

Test Date: November 21st, 2023

embk.me/cloudygabby

OTHER RESULTS

<input checked="" type="checkbox"/> Von Willebrand Disease Type III, Type III vWD (VWF Exon 4, Terrier Variant)	Clear
<input checked="" type="checkbox"/> Von Willebrand Disease Type III, Type III vWD (VWF Intron 16, Nederlandse Kooikerhondje Variant)	Clear
<input checked="" type="checkbox"/> Von Willebrand Disease Type III, Type III vWD (VWF Exon 7, Shetland Sheepdog Variant)	Clear
<input checked="" type="checkbox"/> X-Linked Hereditary Nephropathy, XLHN (COL4A5 Exon 35, Samoyed Variant 2)	Clear
<input checked="" type="checkbox"/> X-Linked Myotubular Myopathy (MTM1, Labrador Retriever Variant)	Clear
<input checked="" type="checkbox"/> X-Linked Progressive Retinal Atrophy 1, XL-PRA1 (RPGR)	Clear
<input checked="" type="checkbox"/> X-linked Severe Combined Immunodeficiency, X-SCID (IL2RG Exon 1, Basset Hound Variant)	Clear
<input checked="" type="checkbox"/> X-linked Severe Combined Immunodeficiency, X-SCID (IL2RG, Corgi Variant)	Clear
<input checked="" type="checkbox"/> Xanthine Urolithiasis (XDH, Mixed Breed Variant)	Clear
<input checked="" type="checkbox"/> β -Mannosidosis (MANBA Exon 16, Mixed-Breed Variant)	Clear
Mast Cell Tumor	No result

Registration: American Kennel Club (AKC)



"GABBY"

CLOUDY GABBY



DNA Test Report

Test Date: November 21st, 2023

embk.me/cloudygabby

INBREEDING AND DIVERSITY

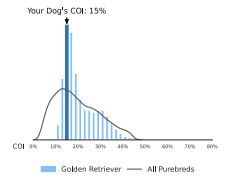
CATEGORY

RESULT

Coefficient Of Inbreeding

Our genetic COI measures the proportion of your dog's genome where the genes on the mother's side are identical by descent to those on the father's side.

15%

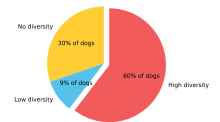


MHC Class II - DLA DRB1

A Dog Leukocyte Antigen (DLA) gene, DRB1 encodes a major histocompatibility complex (MHC) protein involved in the immune response. Some studies have shown associations between certain DRB1 haplotypes and autoimmune diseases such as Addison's disease (hypoadrenocorticism) in certain dog breeds, but these findings have yet to be scientifically validated.

High Diversity

How common is this amount of diversity in purebreds:



MHC Class II - DLA DQA1 and DQB1

DQA1 and DQB1 are two tightly linked DLA genes that code for MHC proteins involved in the immune response. A number of studies have shown correlations of DQA-DQB1 haplotypes and certain autoimmune diseases; however, these have not yet been scientifically validated.

High Diversity

How common is this amount of diversity in purebreds:

