AMERICAN KENNEL CLUB

NAME
GOLDEN STAR MISS HOLLY

BREED
GOLDEN RETRIEVER

COLOR
GOLDEN

SIRE
MOHAWK RAMBO'S SHAQ
SR92406610 11-17 (AKC DNA V865931)

DAM
MOHICAN'S MISS AMBER
SR93847502 11-17

BREEDER
ROY MAST

OWNER

GOLDEN STAR FAMILY PUPPIES
380 MARION RD
CHATHAM VA 24531-3531

NUMBER
SS33154603

SEX
FEMALE

DATE OF BIRTH
JANUARY 6, 2022

AMERICAN KENNEL CLUB®

CERTIFICATE ISSUED
JULY 9, 2026

*Alternate colors or markings followed by an asterisk (*) are disqualifications under the breed standard and these dogs will be ineligible for Conformation events at AKC Dog Shows. For more information go to: www.akccolors.org.
This certificate is issued with the right to correct or revoke by the American Kennel Club and invalidates all previous certificates.

REGISTRATION CERTIFICATE

AMERICAN KENNEL CLUB · FOUNDED 1884

Certified Pedigree

GOLDEN STAR MISS HOLLY
SS33154603
GOLDEN RETRIEVER FEMALE GLDN
Date Whelped: 01/06/2022
Breeder: ROY MAST

Sire **MOHAWK RAMBO'S SHAQ**
SR92406610 (11-17) GLDN AKC DNA #V865931

- **MOHAWK'S RAMBO** SR86293704 (05-16) OFEL40 GLDN AKC DNA #V797800
  - **RABERS TAYLOR RJR** SR75464303 (07-14) OFA26F OFEL26 GLDN AKC DNA #V727577
    - **CESEARS GOLDEN HILLS** SR72518106 (03-13) LT GLDN AKC DNA #V779294
    - **FUIJIA MIZER** SR70352402 (03-13) GLDN
  - **AL-MAR'S GOLDIE** SR75713007 (05-15) LT GLDN
    - **STAR LIGHT'S PUDGEY** SR69453407 (02-13) OFA55G LT GLDN AKC DNA #V703519
    - **LISA'S BISCUIT** SR53489407 (04-11) GLDN
- **RAH GRETTA** SR78044801 (07-16) GLDN
  - **STAR LIGHT'S PUDGEY** SR69453407 (02-13) OFA55G LT GLDN AKC DNA #V703519
    - **NORTHERN LIGHT'S BRAVO** SR55219602 (11-10) LT GLDN
    - **PLEASE PEPSI PLEASE** SR57773008 (11-10) LT GLDN
  - **WEAVERS SADIE** SR73231507 (09-13) DK GLDN
    - **MILLERS KING KOTA** SR62090409 (10-11) DK GLDN AKC DNA #V658890
    - **NASHVILLES SONG** SR63023106 (10-11) GLDN

Dam **MOHICAN'S MISS AMBER**
SR93847502 (11-17) GLDN

- **MOHICAN'S KELLY TIM** SR85558102 (10-16) GLDN AKC DNA #V791529
  - **DISHONG'S MIST TRIGGER** SR75597609 (01-15) LT GLDN AKC DNA #V760854
    - **MY GOLDEN TRIGGER** SR57053709 (05-11) GLDN AKC DNA #V646752
    - **WALNUT VALLEY'S MISTY** SR67733010 (03-13) GLDN
  - **MY GOLDEN KELLY II** SR77987510 (03-15) GLDN
    - **MY GOLDEN TRIGGER** SR57053709 (05-11) GLDN AKC DNA #V646752
    - **MY GOLDEN TUNDRA** SR59301004 (05-11) GLDN AKC DNA #V816584
- **MOHICAN ALLIE'S SUSIE** SR79193711 (09-15) GLDN
  - **LAWYER'S COPPER OF MT GILEAD** SR66713403 (02-13) GLDN AKC DNA #V707416
    - **CHEWBACCA'S GOLDEN CHANCELLER** SR45792909 (05-09) GLDN
    - **SCOTT'S CHANTILLY LACE** SR13759905 (11-05) GLDN
  - **MOHICAN ALLIE** SR67752108 (12-13) DK GLDN
    - **SIR MOOSE A LOT MILLER** SR19068602 (08-06) GLDN AKC DNA #V439753
    - **BETSY LOU IV** SR34196107 (10-09) GLDN

AMERICAN KENNEL CLUB®

Executive Secretary

The Seal of The American Kennel Club affixed hereto certifies that this pedigree was compiled from official Stud Book records on March 4, 2024.

Report Date: **03/07/2024**

THE AMERICAN KENNEL CLUB

Research Pedigree - 5 Generation

Golden Star Miss Holly

Name: **Golden Star Miss Holly**
AKC #: **SS331546/03 12-23**
Birth Date: **01/06/2022**
Colors/Markings: **Golden**
Breeder(s): **roy mast**

Breed/Variety: **Golden Retriever**
Sex: **Female**

<table>
<tr><td rowspan="16">Golden Star Miss Holly
SS331546/03 12-23
Golden</td><td rowspan="8">Mohawk Rambo's Shaq
SR924066/10 11-17
Golden
AKC DNA #V865931</td><td rowspan="4">Mohawk's Rambo
SR862937/04 05-16
Golden
OFEL40 AKC DNA #V797800</td><td rowspan="2">Rabers Taylor Rjr
SR754643/03 07-14
Golden
OFA26F OFEL26 AKC DNA #V727577</td><td>Cesears Golden Hills
SR725181/06 03-13
Light Golden
AKC DNA #V779294</td><td>Najor Buddy Rhoads
SR095991/09 10-05
Light Golden
OFA30G AKC DNA #V432596</td></tr>
<tr><td>Pleasant Valley Chloe
SR417605/06 05-09
Light Golden</td></tr>
<tr><td>Fujija Mizer
SR703524/02 03-13
Golden</td><td>Rush Riveredge
SR558846/02 07-10
Light Golden
AKC DNA #V611461</td></tr>
<tr><td>Reba Riveredge
SR571840/05 02-12
Light Golden</td></tr>
<tr><td rowspan="2">Al-Mar's Goldie
SR757130/07 05-15
Light Golden</td><td>Star Light's Pudgey
SR694534/07 02-13
Light Golden
OFA55G AKC DNA #V703519</td><td>Northern Light's Bravo
SR552196/02 11-10
Light Golden</td></tr>
<tr><td>Please Pepsi Please
SR577730/08 11-10
Light Golden</td></tr>
<tr><td>Lisa's Biscuit
SR534894/07 04-11
Golden</td><td>Randy Russ
SR053728/07 02-05
Light Golden
AKC DNA #V388070</td></tr>
<tr><td>Raber Acres Starla
SN795883/01 09-02
Light Golden</td></tr>
<tr><td rowspan="8">Rah Gretta
SR780448/01 07-16
Golden</td><td rowspan="4">Star Light's Pudgey
SR694534/07 02-13
Light Golden
OFA55G AKC DNA #V703519</td><td rowspan="2">Northern Light's Bravo
SR552196/02 11-10
Light Golden</td><td>Northern Light's Bravo
SR552196/02 11-10
Light Golden</td></tr>
<tr><td>Northern Lights Practical Magic
SR137532/02 06-06
Light Golden</td></tr>
<tr><td rowspan="2">Please Pepsi Please
SR577730/08 11-10
Light Golden</td><td>Sir Maji The Great
SR313957/06 09-07
Light Golden
AKC DNA #V543034</td></tr>
<tr><td>Starla's Misty
SR502329/01 11-09
Golden</td></tr>
<tr><td rowspan="4">Weavers Sadie
SR732315/07 09-13
Dark Golden</td><td rowspan="2">Millers King Kota
SR620904/09 10-11
Dark Golden
AKC DNA #V658890</td><td>Sir Maji The Great
SR313957/06 09-07
Light Golden
AKC DNA #V543034</td></tr>
<tr><td>Liberty's Golden Buff
SR187373/09 05-06
Light Golden</td></tr>
<tr><td rowspan="2">Nashvilles Song
SR630231/06 10-11
Golden</td><td>Donovan Casimire Buddy
SR020793/09 03-04
Golden
AKC DNA #V466680</td></tr>
<tr><td>Tracy XII
SR338360/03 04-09
Golden</td></tr>
</table>

<table>
<tr><td rowspan="16"></td><td rowspan="16">Mohican's Miss Amber
SR938475/02 11-17
Golden</td><td rowspan="8">Mohican's Kelly Tim
SR855581/02 10-16
Golden
AKC DNA #V791529</td><td rowspan="4">Dishong's Mist Trigger
SR755976/09 01-15
Light Golden
AKC DNA #V760854</td><td rowspan="2">My Golden Trigger
SR570537/09 05-11
Golden
AKC DNA #V646752</td><td>Sir Moose A Lot Miller
SR190686/02 08-06
Golden
AKC DNA #V439753</td></tr>
<tr><td>Betsy Lou IV
SR341961/07 10-09
Golden</td></tr>
<tr><td rowspan="2">Walnut Valley's Misty
SR677330/10 03-13
Golden</td><td>Jacobs Golden Ruger Pooh
SR550006/04 02-11
Golden
AKC DNA #V720612</td></tr>
<tr><td>Wilsons Daisy South
SR551567/08 02-11
Golden</td></tr>
<tr><td rowspan="4">My Golden Kelly II
SR779875/10 03-15
Golden</td><td rowspan="2">My Golden Trigger
SR570537/09 05-11
Golden
AKC DNA #V646752</td><td>Sir Moose A Lot Miller
SR190686/02 08-06
Golden
AKC DNA #V439753</td></tr>
<tr><td>Betsy Lou IV
SR341961/07 10-09
Golden</td></tr>
<tr><td rowspan="2">My Golden Tundra
SR593010/04 05-11
Golden
AKC DNA #V816584</td><td>Sheeena's Pure Sam
SR062567/03 02-05
Golden
AKC DNA #V521138</td></tr>
<tr><td>Stoney Point Goldilocks
SR315324/08 02-10
Light Golden</td></tr>
<tr><td rowspan="8">Mohican Allie's Susie
SR791937/11 09-15
Golden</td><td rowspan="4">Lawyer's Copper Of Mt Gilead
SR667134/03 02-13
Golden
AKC DNA #V707416</td><td rowspan="2">Chewbacca's Golden Chanceller
SR457929/09 05-09
Golden</td><td>J.C.'s Chewbacca
SN677714/09 01-05
Golden
AKC DNA #V437397</td></tr>
<tr><td>Refined Gold's Golden Lucy
SR137599/12 09-06
Golden</td></tr>
<tr><td rowspan="2">Scott's Chantilly Lace
SR137599/05 11-05
Golden</td><td>Cody Of Dusty Acres
SN852543/02 07-03
Light Golden
AKC DNA #V419042</td></tr>
<tr><td>Sadda Of Dusty Acres
SN817907/05 04-04
Golden</td></tr>
<tr><td rowspan="4">Mohican Allie
SR677521/08 12-13
Dark Golden</td><td rowspan="2">Sir Moose A Lot Miller
SR190686/02 08-06
Golden
AKC DNA #V439753</td><td>Sir Tazmanian Devil Miller
SN605504/03 11-04
Golden</td></tr>
<tr><td>Angel Baby Sundance Miller
SR046160/02 11-04
Golden</td></tr>
<tr><td rowspan="2">Betsy Lou IV
SR341961/07 10-09
Golden</td><td>Golden Nugget Kazan
SN773212/05 07-02
Light Golden
AKC DNA #V244516</td></tr>
<tr><td>Schlabachs Sue
SR133349/02 01-06
Golden</td></tr>
</table>

[2024 American Kennel Club]

© 2024 All rights reserved. No material may be reproduced in any manner whatsoever without written permission from The American Kennel Club, Inc. The AKC has made every effort to insure the accuracy of its information. The information provided is "as is" with all faults and without warranty of any kind, expressed or implied. In no event shall American Kennel Club be liable for any incidental or consequential damages, lost profits, or any indirect damages even if AKC has been informed of the possibility thereof.

HOLLY

DNA Test Report | Test Date: May 12th, 2023 | embk.me/holly1783

BREED ANCESTRY

Golden Retriever : 100.0%

GENETIC STATS

Predicted adult weight: **54 lbs**

TEST DETAILS

Kit number: EM-19657348
Swab number: 31220412301679

Registration: American Kennel Club (AKC)

HOLLY

DNA Test Report | Test Date: May 12th, 2023 | embk.me/holly1783



Fun Fact

A Golden Retriever is also pictured in the Guinness Book of World's Records for "Most tennis balls held in mouth" (with 6).

GOLDEN RETRIEVER

The Golden Retriever was developed in the early 19th century as an ideal hunting companion, able to retrieve birds on both land and water in the marshy Scottish countryside. Their friendliness and intelligence makes the both a popular family pet and an excellent working dog, well suited for being a service dog, therapy dog or for search and rescue. The third most popular breed in the US, the American and Canadian Goldens are generally lankier and darker than their British counterparts. Their wavy, feathered topcoat is water resistant, their undercoat helps them with thermoregulation and both coats have a tendency for heavy seasonal shedding. Goldens need lots of exercise (especially when younger), and their love of play and water means their owners usually get a lot of exercise too! In 2013, the 100th anniversary of Britain's Golden Retriever Club, Goldens from around the world came made the pilgrimage to the breed's birthplace in Scotland, where 222 of them posed in a single record-breaking photo. At the same time, the Golden Retriever Lifetime Study was getting started in the United States, recruiting 3,000 Golden Retrievers for a lifetime study aimed at understanding how genetics, lifestyle and environment influences healthy aging and cancer risk in Goldens.

HOLLY

DNA Test Report | Test Date: May 12th, 2023 | embk.me/holly1783

MATERNAL LINE

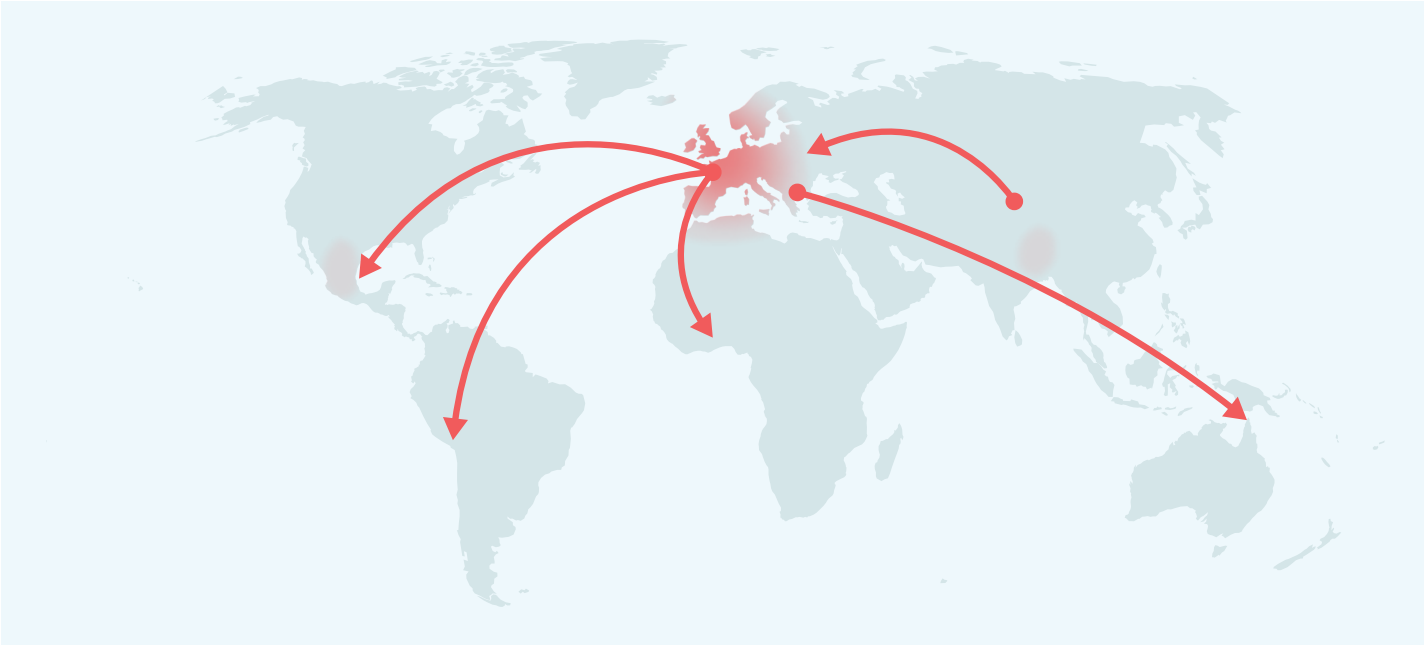

Through Holly's mitochondrial DNA we can trace her mother's ancestry back to where dogs and people first became friends. This map helps you visualize the routes that her ancestors took to your home. Their story is described below the map.

HAPLOGROUP: B1

B1 is the second most common maternal lineage in breeds of European or American origin. It is the female line of the majority of Golden Retrievers, Basset Hounds, and Shih Tzus, and about half of Beagles, Pekingese and Toy Poodles. This lineage is also somewhat common among village dogs that carry distinct ancestry from these breeds. We know this is a result of B1 dogs being common amongst the European dogs that their conquering owners brought around the world, because nowhere on earth is it a very common lineage in village dogs. It even enables us to trace the path of (human) colonization: Because most Bichons are B1 and Bichons are popular in Spanish culture, B1 is now fairly common among village dogs in Latin America.

HAPLOTYPE: B84

Part of the large B1 haplogroup, this haplotype occurs most frequently in Golden Retrievers, Beagles, and Staffordshire Terriers.

HOLLY

DNA Test Report | Test Date: May 12th, 2023 | embk.me/holly1783

TRAITS: COAT COLOR

TRAIT	RESULT
E Locus (MC1R) The E Locus determines if and where a dog can produce dark (black or brown) hair. Dogs with two copies of the recessive **e** allele do not produce dark hairs at all, and will be "red" over their entire body. The shade of red, which can range from a deep copper to yellow/gold to cream, is dependent on other genetic factors including the Intensity loci. In addition to determining if a dog can develop dark hairs at all, the E Locus can give a dog a black "mask" or "widow's peak," unless the dog has overriding coat color genetic factors. Dogs with one or two copies of the **Em** allele usually have a melanistic mask (dark facial hair as commonly seen in the German Shepherd and Pug). Dogs with no copies of **Em** but one or two copies of the **Eg** allele usually have a melanistic "widow's peak" (dark forehead hair as commonly seen in the Afghan Hound and Borzoi, where it is called either "grizzle" or "domino").	**No dark hairs anywhere (ee)**
K Locus (CBD103) The K Locus K^B allele "overrides" the A Locus, meaning that it prevents the A Locus genotype from affecting coat color. For this reason, the K^B allele is referred to as the "dominant black" allele. As a result, dogs with at least one K^B allele will usually have solid black or brown coats (or red/cream coats if they are **ee** at the E Locus) regardless of their genotype at the A Locus, although several other genes could impact the dog's coat and cause other patterns, such as white spotting. Dogs with the k^yk^y genotype will show a coat color pattern based on the genotype they have at the A Locus. Dogs who test as K^Bk^y may be brindle rather than black or brown.	**Not expressed (K^Bk^y)**

TRAITS: COAT COLOR (CONTINUED)

TRAIT	RESULT
Intensity Loci LINKAGE Areas of a dog's coat where dark (black or brown) pigment is not expressed either contain red/yellow pigment, or no pigment at all. Five locations across five chromosomes explain approximately 70% of red pigmentation "intensity" variation across all dogs. Dogs with a result of **Intense Red Pigmentation** will likely have deep red hair like an Irish Setter or "apricot" hair like some Poodles, dogs with a result of **Intermediate Red Pigmentation** will likely have tan or yellow hair like a Soft-Coated Wheaten Terrier, and dogs with **Dilute Red Pigmentation** will likely have cream or white hair like a Samoyed. Because the mutations we test may not directly cause differences in red pigmentation intensity, we consider this to be a linkage test.	**Any pigmented hair likely yellow or tan (Intermediate Red Pigmentation)**
A Locus (ASIP) The A Locus controls switching between black and red pigment in hair cells, but it will only be expressed in dogs that are not **ee** at the E Locus and are **$k^y k^y$** at the K Locus. Sable (also called "Fawn") dogs have a mostly or entirely red coat with some interspersed black hairs. Agouti (also called "Wolf Sable") dogs have red hairs with black tips, mostly on their head and back. Black and tan dogs are mostly black or brown with lighter patches on their cheeks, eyebrows, chest, and legs. Recessive black dogs have solid-colored black or brown coats.	**Not expressed ($a^t a$)**
D Locus (MLPH) The D locus result that we report is determined by two different genetic variants that can work together to cause diluted pigmentation. These are the common **d** allele, also known as **"d1"**, and a less common allele known as **"d2"**. Dogs with two **d** alleles, regardless of which variant, will have all black pigment lightened ("diluted") to gray, or brown pigment lightened to lighter brown in their hair, skin, and sometimes eyes. There are many breed-specific names for these dilute colors, such as "blue", "charcoal", "fawn", "silver", and "Isabella". Note that in certain breeds, dilute dogs have a higher incidence of Color Dilution Alopecia. Dogs with one **d** allele will not be dilute, but can pass the **d** allele on to their puppies. To view your dog's **d1** and **d2** test results, click the "SEE DETAILS" link in the upper right hand corner of the "Base Coat Color" section of the Traits page, and then click the "VIEW SUBLOCUS RESULTS" link at the bottom of the page.	**Not expressed (DD)**

TRAITS: COAT COLOR (CONTINUED)

TRAIT	RESULT
Cocoa (HPS3) Dogs with the **coco** genotype will produce dark brown pigment instead of black in both their hair and skin. Dogs with the **Nco** genotype will produce black pigment, but can pass the **co** allele on to their puppies. Dogs that have the **coco** genotype as well as the **bb** genotype at the B locus are generally a lighter brown than dogs that have the **Bb** or **BB** genotypes at the B locus.	**No co alleles, not expressed (NN)**
B Locus (TYRP1) Dogs with two copies of the **b** allele produce brown pigment instead of black in both their hair and skin. Dogs with one copy of the **b** allele will produce black pigment, but can pass the **b** allele on to their puppies. E Locus **ee** dogs that carry two **b** alleles will have red or cream coats, but have brown noses, eye rims, and footpads (sometimes referred to as "Dudley Nose" in Labrador Retrievers). "Liver" or "chocolate" is the preferred color term for brown in most breeds; in the Doberman Pinscher it is referred to as "red".	**Likely black colored nose/feet (BB)**
Saddle Tan (RALY) The "Saddle Tan" pattern causes the black hairs to recede into a "saddle" shape on the back, leaving a tan face, legs, and belly, as a dog ages. The Saddle Tan pattern is characteristic of breeds like the Corgi, Beagle, and German Shepherd. Dogs that have the **II** genotype at this locus are more likely to be mostly black with tan points on the eyebrows, muzzle, and legs as commonly seen in the Doberman Pinscher and the Rottweiler. This gene modifies the A Locus $\mathbf{a^t}$ allele, so dogs that do not express $\mathbf{a^t}$ are not influenced by this gene.	**Not expressed (NI)**
S Locus (MITF) The S Locus determines white spotting and pigment distribution. MITF controls where pigment is produced, and an insertion in the MITF gene causes a loss of pigment in the coat and skin, resulting in white hair and/or pink skin. Dogs with two copies of this variant will likely have breed-dependent white patterning, with a nearly white, parti, or piebald coat. Dogs with one copy of this variant will have more limited white spotting and may be considered flash, parti or piebald. This MITF variant does not explain all white spotting patterns in dogs and other variants are currently being researched. Some dogs may have small amounts of white on the paws, chest, face, or tail regardless of their S Locus genotype.	**Likely to have little to no white in coat (SS)**

TRAITS: COAT COLOR (CONTINUED)

TRAIT	RESULT
M Locus (PMEL) Merle coat patterning is common to several dog breeds including the Australian Shepherd, Catahoula Leopard Dog, and Shetland Sheepdog, among many others. Merle arises from an unstable SINE insertion (which we term the "M*" allele) that disrupts activity of the pigmentary gene PMEL, leading to mottled or patchy coat color. Dogs with an **M*m** result are likely to be phenotypically merle or could be "non-expressing" merle, meaning that the merle pattern is very subtle or not at all evident in their coat. Dogs with an **M*M*** result are likely to be phenotypically merle or double merle. Dogs with an **mm** result have no merle alleles and are unlikely to have a merle coat pattern. Note that Embark does not currently distinguish between the recently described cryptic, atypical, atypical+, classic, and harlequin merle alleles. Our merle test only detects the presence, but not the length of the SINE insertion. We do not recommend making breeding decisions on this result alone. Please pursue further testing for allelic distinction prior to breeding decisions.	**No merle alleles (mm)**
R Locus (USH2A) LINKAGE The R Locus regulates the presence or absence of the roan coat color pattern. Partial duplication of the USH2A gene is strongly associated with this coat pattern. Dogs with at least one **R** allele will likely have roaning on otherwise uniformly unpigmented white areas. Roan appears in white areas controlled by the S Locus but not in other white or cream areas created by other loci, such as the E Locus with **ee** along with Dilute Red Pigmentation by I Locus (for example, in Samoyeds). Mechanisms for controlling the extent of roaning are currently unknown, and roaning can appear in a uniform or non-uniform pattern. Further, non-uniform roaning may appear as ticked, and not obviously roan. The roan pattern can appear with or without ticking.	**Likely no impact on coat pattern (rr)**
H Locus (Harlequin) This pattern is recognized in Great Danes and causes dogs to have a white coat with patches of darker pigment. A dog with an **Hh** result will be harlequin if they are also **M*m** or **M*M*** at the M Locus and are not **ee** at the E locus. Dogs with a result of **hh** will not be harlequin. This trait is thought to be homozygous lethal; a living dog with an **HH** genotype has never been found.	**No harlequin alleles (hh)**

HOLLY

TRAITS: OTHER COAT TRAITS

TRAIT	RESULT
Furnishings (RSPO2) LINKAGE Dogs with one or two copies of the **F** allele have "furnishings": the mustache, beard, and eyebrows characteristic of breeds like the Schnauzer, Scottish Terrier, and Wire Haired Dachshund. A dog with two **I** alleles will not have furnishings, which is sometimes called an "improper coat" in breeds where furnishings are part of the breed standard. The mutation is a genetic insertion which we measure indirectly using a linkage test highly correlated with the insertion.	**Likely unfurnished (no mustache, beard, and/or eyebrows) (II)**
Coat Length (FGF5) The FGF5 gene is known to affect hair length in many different species, including cats, dogs, mice, and humans. In dogs, the **T** allele confers a long, silky haircoat as observed in the Yorkshire Terrier and the Long Haired Whippet. The ancestral **G** allele causes a shorter coat as seen in the Boxer or the American Staffordshire Terrier. In certain breeds (such as Corgi), the long haircoat is described as "fluff."	**Likely long coat (TT)**
Shedding (MC5R) Dogs with at least one copy of the ancestral **C** allele, like many Labradors and German Shepherd Dogs, are heavy or seasonal shedders, while those with two copies of the **T** allele, including many Boxers, Shih Tzus and Chihuahuas, tend to be lighter shedders. Dogs with furnished/wire-haired coats caused by RSPO2 (the furnishings gene) tend to be low shedders regardless of their genotype at this gene.	**Likely heavy/seasonal shedding (CT)**
Hairlessness (FOXI3) LINKAGE A duplication in the FOXI3 gene causes hairlessness over most of the body as well as changes in tooth shape and number. This mutation occurs in Peruvian Inca Orchid, Xoloitzcuintli (Mexican Hairless), and Chinese Crested (other hairless breeds have different mutations). Dogs with the **NDup** genotype are likely to be hairless while dogs with the **NN** genotype are likely to have a normal coat. The **DupDup** genotype has never been observed, suggesting that dogs with that genotype cannot survive to birth. Please note that this is a linkage test, so it may not be as predictive as direct tests of the mutation in some lines.	**Very unlikely to be hairless (NN)**
Hairlessness (SGK3) Hairlessness in the American Hairless Terrier arises from a mutation in the SGK3 gene. Dogs with the **DD** result are likely to be hairless. Dogs with the **ND** genotype will have a normal coat, but can pass the **D**	**Very unlikely to be hairless (NN)**

TRAITS: OTHER COAT TRAITS (CONTINUED)

TRAIT	RESULT
Oculocutaneous Albinism Type 2 (SLC45A2) LINKAGE Dogs with two copies **DD** of this deletion in the SLC45A2 gene have oculocutaneous albinism (OCA), also known as Doberman Z Factor Albinism, a recessive condition characterized by severely reduced or absent pigment in the eyes, skin, and hair. Affected dogs sometimes suffer from vision problems due to lack of eye pigment (which helps direct and absorb ambient light) and are prone to sunburn. Dogs with a single copy of the deletion **ND** will not be affected but can pass the mutation on to their offspring. This particular mutation can be traced back to a single white Doberman Pinscher born in 1976, and it has only been observed in dogs descended from this individual. Please note that this is a linkage test, so it may not be as predictive as direct tests of the mutation in some lines.	**Likely not albino (NN)**
Coat Texture (KRT71) Dogs with a long coat and at least one copy of the **T** allele have a wavy or curly coat characteristic of Poodles and Bichon Frises. Dogs with two copies of the ancestral **C** allele are likely to have a straight coat, but there are other factors that can cause a curly coat, for example if they at least one **F** allele for the Furnishings (RSPO2) gene then they are likely to have a curly coat. Dogs with short coats may carry one or two copies of the **T** allele but still have straight coats.	**Likely straight coat (CC)**

TRAITS: OTHER BODY FEATURES

TRAIT	RESULT
Muzzle Length (BMP3) Dogs in medium-length muzzle (mesocephalic) breeds like Staffordshire Terriers and Labradors, and long muzzle (dolichocephalic) breeds like Whippet and Collie have one, or more commonly two, copies of the ancestral **C** allele. Dogs in many short-length muzzle (brachycephalic) breeds such as the English Bulldog, Pug, and Pekingese have two copies of the derived **A** allele. At least five different genes affect muzzle length in dogs, with BMP3 being the only one with a known causal mutation. For example, the skull shape of some breeds, including the dolichocephalic Scottish Terrier or the brachycephalic Japanese Chin, appear to be caused by other genes. Thus, dogs may have short or long muzzles due to other genetic factors that are not yet known to science.	**Likely medium or long muzzle (CC)**
Tail Length (T) Whereas most dogs have two **C** alleles and a long tail, dogs with one **G** allele are likely to have a bobtail, which is an unusually short or absent tail. This mutation causes natural bobtail in many breeds including the Pembroke Welsh Corgi, the Australian Shepherd, and the Brittany Spaniel. Dogs with **GG** genotypes have not been observed, suggesting that dogs with the **GG** genotype do not survive to birth. Please note that this mutation does not explain every natural bobtail! While certain lineages of Boston Terrier, English Bulldog, Rottweiler, Miniature Schnauzer, Cavalier King Charles Spaniel, and Parson Russell Terrier, and Dobermans are born with a natural bobtail, these breeds do not have this mutation. This suggests that other unknown genetic mutations can also lead to a natural bobtail.	**Likely normal-length tail (CC)**
Hind Dewclaws (LMBR1) Common in certain breeds such as the Saint Bernard, hind dewclaws are extra, nonfunctional digits located midway between a dog's paw and hock. Dogs with at least one copy of the **T** allele have about a 50% chance of having hind dewclaws. Note that other (currently unknown to science) mutations can also cause hind dewclaws, so some **CC** or **TC** dogs will have hind dewclaws.	**Unlikely to have hind dew claws (CC)**

TRAITS: OTHER BODY FEATURES (CONTINUED)

TRAIT	RESULT
Blue Eye Color (ALX4) LINKAGE Embark researchers discovered this large duplication associated with blue eyes in Arctic breeds like Siberian Husky as well as tri-colored (non-merle) Australian Shepherds. Dogs with at least one copy of the duplication (**Dup**) are more likely to have at least one blue eye. Some dogs with the duplication may have only one blue eye (complete heterochromia) or may not have blue eyes at all; nevertheless, they can still pass the duplication and the trait to their offspring. **NN** dogs do not carry this duplication, but may have blue eyes due to other factors, such as merle. Please note that this is a linkage test, so it may not be as predictive as direct tests of the mutation in some lines.	**Less likely to have blue eyes (NN)**
Back Muscling & Bulk, Large Breed (ACSL4) The **T** allele is associated with heavy muscling along the back and trunk in characteristically "bulky" large-breed dogs including the Saint Bernard, Bernese Mountain Dog, Greater Swiss Mountain Dog, and Rottweiler. The "bulky" **T** allele is absent from leaner shaped large breed dogs like the Great Dane, Irish Wolfhound, and Scottish Deerhound, which are fixed for the ancestral **C** allele. Note that this mutation does not seem to affect muscling in small or even mid-sized dog breeds with notable back muscling, including the American Staffordshire Terrier, Boston Terrier, and the English Bulldog.	**Likely normal muscling (CC)**

HOLLY

TRAITS: BODY SIZE

TRAIT	RESULT
Body Size (IGF1) The **I** allele is associated with smaller body size.	**Intermediate (NI)**
Body Size (IGFR1) The **A** allele is associated with smaller body size.	**Larger (GG)**
Body Size (STC2) The **A** allele is associated with smaller body size.	**Intermediate (TA)**
Body Size (GHR - E191K) The **A** allele is associated with smaller body size.	**Intermediate (GA)**
Body Size (GHR - P177L) The **T** allele is associated with smaller body size.	**Larger (CC)**

HOLLY

TRAITS: PERFORMANCE

TRAIT	RESULT
Altitude Adaptation (EPAS1) This mutation causes dogs to be especially tolerant of low oxygen environments (hypoxia), such as those found at high elevations. Dogs with at least one **A** allele are less susceptible to "altitude sickness." This mutation was originally identified in breeds from high altitude areas such as the Tibetan Mastiff.	**Normal altitude tolerance (GG)**
Appetite (POMC) LINKAGE This mutation in the POMC gene is found primarily in Labrador and Flat Coated Retrievers. Compared to dogs with no copies of the mutation (**NN**), dogs with one (**ND**) or two (**DD**) copies of the mutation are more likely to have high food motivation, which can cause them to eat excessively, have higher body fat percentage, and be more prone to obesity. Read more about the genetics of POMC, and learn how you can contribute to research, in our blog post (https://embarkvet.com/resources/blog/pomc-dogs/). We measure this result using a linkage test.	**Normal food motivation (NN)**

HOLLY

HEALTH REPORT

How to interpret Holly's genetic health results:

If Holly inherited any of the variants that we tested, they will be listed at the top of the Health Report section, along with a description of how to interpret this result. We also include all of the variants that we tested Holly for that we did not detect the risk variant for.

A genetic test is not a diagnosis

This genetic test does not diagnose a disease. Please talk to your vet about your dog's genetic results, or if you think that your pet may have a health condition or disease.

Summary

Of the 255 genetic health risks we analyzed, we found 2 results that you should learn about.

Notable results (2)

ALT Activity

Ichthyosis, ICH1

Clear results

Breed-relevant (10)

Other (243)

HOLLY

DNA Test Report | Test Date: May 12th, 2023 | embk.me/holly1783

BREED-RELEVANT RESULTS

Research studies indicate that these results are more relevant to dogs like Holly, and may influence her chances of developing certain health conditions.

Ichthyosis, ICH1 (PNPLA1, Golden Retriever Variant)	Notable
Congenital Myasthenic Syndrome, CMS (COLQ, Golden Retriever Variant)	Clear
Degenerative Myelopathy, DM (SOD1A)	Clear
Dystrophic Epidermolysis Bullosa (COL7A1, Golden Retriever Variant)	Clear
Golden Retriever Progressive Retinal Atrophy 1, GR-PRA1 (SLC4A3)	Clear
Golden Retriever Progressive Retinal Atrophy 2, GR-PRA2 (TTC8)	Clear
Muscular Dystrophy (DMD, Golden Retriever Variant)	Clear
Neuronal Ceroid Lipofuscinosis 5, NCL 5 (CLN5 Exon 4 Deletion, Golden Retriever Variant)	Clear
Osteogenesis Imperfecta (COL1A1, Golden Retriever Variant)	Clear
Progressive Retinal Atrophy, prcd (PRCD Exon 1)	Clear
Retina Dysplasia and/or Optic Nerve Hypoplasia (SIX6 Exon 1, Golden Retriever Variant)	Clear

Registration: American Kennel Club (AKC)

HOLLY

DNA Test Report | Test Date: May 12th, 2023 | embk.me/holly1783

OTHER RESULTS

Research has not yet linked these conditions to dogs with similar breeds to Holly. Review any increased risk or notable results to understand her potential risk and recommendations.

ALT Activity (GPT)	Notable
2-DHA Kidney & Bladder Stones (APRT)	Clear
Acral Mutilation Syndrome (GDNF-AS, Spaniel and Pointer Variant)	Clear
Alaskan Husky Encephalopathy (SLC19A3)	Clear
Alaskan Malamute Polyneuropathy, AMPN (NDRG1 SNP)	Clear
Alexander Disease (GFAP)	Clear
Anhidrotic Ectodermal Dysplasia (EDA Intron 8)	Clear
Autosomal Dominant Progressive Retinal Atrophy (RHO)	Clear
Bald Thigh Syndrome (IGFBP5)	Clear
Bernard-Soulier Syndrome, BSS (GP9, Cocker Spaniel Variant)	Clear
Bully Whippet Syndrome (MSTN)	Clear
Canine Elliptocytosis (SPTB Exon 30)	Clear
Canine Fucosidosis (FUCA1)	Clear
Canine Leukocyte Adhesion Deficiency Type I, CLAD I (ITGB2, Setter Variant)	Clear
Canine Leukocyte Adhesion Deficiency Type III, CLAD III (FERMT3, German Shepherd Variant)	Clear
Canine Multifocal Retinopathy, cmr1 (BEST1 Exon 2)	Clear
Canine Multifocal Retinopathy, cmr2 (BEST1 Exon 5, Coton de Tulear Variant)	Clear
Canine Multifocal Retinopathy, cmr3 (BEST1 Exon 10 Deletion, Finnish and Swedish Lapphund, Lapponian Herder Variant)	Clear

HOLLY

DNA Test Report | Test Date: May 12th, 2023 | embk.me/holly1783

OTHER RESULTS

Canine Multiple System Degeneration (SERAC1 Exon 4, Chinese Crested Variant)	Clear
Canine Multiple System Degeneration (SERAC1 Exon 15, Kerry Blue Terrier Variant)	Clear
Cardiomyopathy and Juvenile Mortality (YARS2)	Clear
Centronuclear Myopathy, CNM (PTPLA)	Clear
Cerebellar Hypoplasia (VLDLR, Eurasier Variant)	Clear
Chondrodystrophy (ITGA10, Norwegian Elkhound and Karelian Bear Dog Variant)	Clear
Cleft Lip and/or Cleft Palate (ADAMTS20, Nova Scotia Duck Tolling Retriever Variant)	Clear
Cleft Palate, CP1 (DLX6 intron 2, Nova Scotia Duck Tolling Retriever Variant)	Clear
Cobalamin Malabsorption (CUBN Exon 8, Beagle Variant)	Clear
Cobalamin Malabsorption (CUBN Exon 53, Border Collie Variant)	Clear
Collie Eye Anomaly (NHEJ1)	Clear
Complement 3 Deficiency, C3 Deficiency (C3)	Clear
Congenital Cornification Disorder (NSDHL, Chihuahua Variant)	Clear
Congenital Hypothyroidism (TPO, Rat, Toy, Hairless Terrier Variant)	Clear
Congenital Hypothyroidism (TPO, Tenterfield Terrier Variant)	Clear
Congenital Hypothyroidism with Goiter (TPO Intron 13, French Bulldog Variant)	Clear
Congenital Hypothyroidism with Goiter (SLC5A5, Shih Tzu Variant)	Clear
Congenital Macrothrombocytopenia (TUBB1 Exon 1, Cairn and Norfolk Terrier Variant)	Clear

HOLLY

DNA Test Report | Test Date: May 12th, 2023 | embk.me/holly1783

OTHER RESULTS

Congenital Myasthenic Syndrome, CMS (COLQ, Labrador Retriever Variant)	Clear
Congenital Myasthenic Syndrome, CMS (CHAT, Old Danish Pointing Dog Variant)	Clear
Congenital Myasthenic Syndrome, CMS (CHRNE, Jack Russell Terrier Variant)	Clear
Congenital Stationary Night Blindness (LRIT3, Beagle Variant)	Clear
Congenital Stationary Night Blindness (RPE65, Briard Variant)	Clear
Craniomandibular Osteopathy, CMO (SLC37A2)	Clear
Craniomandibular Osteopathy, CMO (SLC37A2 Intron 16, Basset Hound Variant)	Clear
Cystinuria Type I-A (SLC3A1, Newfoundland Variant)	Clear
Cystinuria Type II-A (SLC3A1, Australian Cattle Dog Variant)	Clear
Cystinuria Type II-B (SLC7A9, Miniature Pinscher Variant)	Clear
Day Blindness (CNGB3 Deletion, Alaskan Malamute Variant)	Clear
Day Blindness (CNGA3 Exon 7, German Shepherd Variant)	Clear
Day Blindness (CNGA3 Exon 7, Labrador Retriever Variant)	Clear
Day Blindness (CNGB3 Exon 6, German Shorthaired Pointer Variant)	Clear
Deafness and Vestibular Syndrome of Dobermans, DVDob, DINGS (MYO7A)	Clear
Demyelinating Polyneuropathy (SBF2/MTRM13)	Clear
Dental-Skeletal-Retinal Anomaly (MIA3, Cane Corso Variant)	Clear
Diffuse Cystic Renal Dysplasia and Hepatic Fibrosis (INPP5E Intron 9, Norwich Terrier Variant)	Clear

HOLLY

DNA Test Report | Test Date: May 12th, 2023 | embk.me/holly1783

OTHER RESULTS

Dilated Cardiomyopathy, DCM (RBM20, Schnauzer Variant)	Clear
Dilated Cardiomyopathy, DCM1 (PDK4, Doberman Pinscher Variant 1)	Clear
Dilated Cardiomyopathy, DCM2 (TTN, Doberman Pinscher Variant 2)	Clear
Disproportionate Dwarfism (PRKG2, Dogo Argentino Variant)	Clear
Dry Eye Curly Coat Syndrome (FAM83H Exon 5)	Clear
Dystrophic Epidermolysis Bullosa (COL7A1, Central Asian Shepherd Dog Variant)	Clear
Early Bilateral Deafness (LOXHD1 Exon 38, Rottweiler Variant)	Clear
Early Onset Adult Deafness, EOAD (EPS8L2 Deletion, Rhodesian Ridgeback Variant)	Clear
Early Onset Cerebellar Ataxia (SEL1L, Finnish Hound Variant)	Clear
Ehlers Danlos (ADAMTS2, Doberman Pinscher Variant)	Clear
Enamel Hypoplasia (ENAM Deletion, Italian Greyhound Variant)	Clear
Enamel Hypoplasia (ENAM SNP, Parson Russell Terrier Variant)	Clear
Episodic Falling Syndrome (BCAN)	Clear
Exercise-Induced Collapse, EIC (DNM1)	Clear
Factor VII Deficiency (F7 Exon 5)	Clear
Factor XI Deficiency (F11 Exon 7, Kerry Blue Terrier Variant)	Clear
Familial Nephropathy (COL4A4 Exon 3, Cocker Spaniel Variant)	Clear
Familial Nephropathy (COL4A4 Exon 30, English Springer Spaniel Variant)	Clear

HOLLY

DNA Test Report | Test Date: May 12th, 2023 | embk.me/holly1783

OTHER RESULTS

Fanconi Syndrome (FAN1, Basenji Variant)	Clear
Fetal-Onset Neonatal Neuroaxonal Dystrophy (MFN2, Giant Schnauzer Variant)	Clear
Glanzmann's Thrombasthenia Type I (ITGA2B Exon 13, Great Pyrenees Variant)	Clear
Glanzmann's Thrombasthenia Type I (ITGA2B Exon 12, Otterhound Variant)	Clear
Globoid Cell Leukodystrophy, Krabbe disease (GALC Exon 5, Terrier Variant)	Clear
Glycogen Storage Disease Type IA, Von Gierke Disease, GSD IA (G6PC, Maltese Variant)	Clear
Glycogen Storage Disease Type IIIA, GSD IIIA (AGL, Curly Coated Retriever Variant)	Clear
Glycogen storage disease Type VII, Phosphofructokinase Deficiency, PFK Deficiency (PFKM, Whippet and English Springer Spaniel Variant)	Clear
Glycogen storage disease Type VII, Phosphofructokinase Deficiency, PFK Deficiency (PFKM, Wachtelhund Variant)	Clear
GM1 Gangliosidosis (GLB1 Exon 2, Portuguese Water Dog Variant)	Clear
GM1 Gangliosidosis (GLB1 Exon 15, Shiba Inu Variant)	Clear
GM1 Gangliosidosis (GLB1 Exon 15, Alaskan Husky Variant)	Clear
GM2 Gangliosidosis (HEXA, Japanese Chin Variant)	Clear
GM2 Gangliosidosis (HEXB, Poodle Variant)	Clear
Goniodysgenesis and Glaucoma, Pectinate Ligament Dysplasia, PLD (OLFM3)	Clear
Hemophilia A (F8 Exon 11, German Shepherd Variant 1)	Clear
Hemophilia A (F8 Exon 1, German Shepherd Variant 2)	Clear
Hemophilia A (F8 Exon 10, Boxer Variant)	Clear

HOLLY

DNA Test Report | Test Date: May 12th, 2023 | embk.me/holly1783

OTHER RESULTS

Hemophilia B (F9 Exon 7, Terrier Variant)	Clear
Hemophilia B (F9 Exon 7, Rhodesian Ridgeback Variant)	Clear
Hereditary Ataxia, Cerebellar Degeneration (RAB24, Old English Sheepdog and Gordon Setter Variant)	Clear
Hereditary Cataracts (HSF4 Exon 9, Australian Shepherd Variant)	Clear
Hereditary Footpad Hyperkeratosis (FAM83G, Terrier and Kromfohrlander Variant)	Clear
Hereditary Footpad Hyperkeratosis (DSG1, Rottweiler Variant)	Clear
Hereditary Nasal Parakeratosis (SUV39H2 Intron 4, Greyhound Variant)	Clear
Hereditary Nasal Parakeratosis, HNPK (SUV39H2)	Clear
Hereditary Vitamin D-Resistant Rickets (VDR)	Clear
Hypocatalasia, Acatalasemia (CAT)	Clear
Hypomyelination and Tremors (FNIP2, Weimaraner Variant)	Clear
Hypophosphatasia (ALPL Exon 9, Karelian Bear Dog Variant)	Clear
Ichthyosis (NIPAL4, American Bulldog Variant)	Clear
Ichthyosis (ASPRV1 Exon 2, German Shepherd Variant)	Clear
Ichthyosis (SLC27A4, Great Dane Variant)	Clear
Ichthyosis, Epidermolytic Hyperkeratosis (KRT10, Terrier Variant)	Clear
Inflammatory Myopathy (SLC25A12)	Clear
Inherited Myopathy of Great Danes (BIN1)	Clear

HOLLY

DNA Test Report | Test Date: May 12th, 2023 | embk.me/holly1783

OTHER RESULTS

Inherited Selected Cobalamin Malabsorption with Proteinuria (CUBN, Komondor Variant)	Clear
Intervertebral Disc Disease (Type I) (FGF4 retrogene - CFA12)	Clear
Intestinal Lipid Malabsorption (ACSL5, Australian Kelpie)	Clear
Junctional Epidermolysis Bullosa (LAMA3 Exon 66, Australian Cattle Dog Variant)	Clear
Junctional Epidermolysis Bullosa (LAMB3 Exon 11, Australian Shepherd Variant)	Clear
Juvenile Epilepsy (LGI2)	Clear
Juvenile Laryngeal Paralysis and Polyneuropathy (RAB3GAP1, Rottweiler Variant)	Clear
Juvenile Myoclonic Epilepsy (DIRAS1)	Clear
L-2-Hydroxyglutaricaciduria, L2HGA (L2HGDH, Staffordshire Bull Terrier Variant)	Clear
Lagotto Storage Disease (ATG4D)	Clear
Laryngeal Paralysis (RAPGEF6, Miniature Bull Terrier Variant)	Clear
Late Onset Spinocerebellar Ataxia (CAPN1)	Clear
Late-Onset Neuronal Ceroid Lipofuscinosis, NCL 12 (ATP13A2, Australian Cattle Dog Variant)	Clear
Leonberger Polyneuropathy 1 (LPN1, ARHGEF10)	Clear
Leonberger Polyneuropathy 2 (GJA9)	Clear
Lethal Acrodermatitis, LAD (MKLN1)	Clear
Leukodystrophy (TSEN54 Exon 5, Standard Schnauzer Variant)	Clear
Ligneous Membranitis, LM (PLG)	Clear

HOLLY

DNA Test Report | Test Date: May 12th, 2023 | embk.me/holly1783

OTHER RESULTS

Limb Girdle Muscular Dystrophy (SGCD, Boston Terrier Variant)	Clear
Limb-Girdle Muscular Dystrophy 2D (SGCA Exon 3, Miniature Dachshund Variant)	Clear
Long QT Syndrome (KCNQ1)	Clear
Lundehund Syndrome (LEPREL1)	Clear
Macular Corneal Dystrophy, MCD (CHST6)	Clear
Malignant Hyperthermia (RYR1)	Clear
May-Hegglin Anomaly (MYH9)	Clear
Methemoglobinemia (CYB5R3, Pit Bull Terrier Variant)	Clear
Methemoglobinemia (CYB5R3)	Clear
Microphthalmia (RBP4 Exon 2, Soft Coated Wheaten Terrier Variant)	Clear
Mucopolysaccharidosis IIIB, Sanfilippo Syndrome Type B, MPS IIIB (NAGLU, Schipperke Variant)	Clear
Mucopolysaccharidosis Type IIIA, Sanfilippo Syndrome Type A, MPS IIIA (SGSH Exon 6, Dachshund Variant)	Clear
Mucopolysaccharidosis Type IIIA, Sanfilippo Syndrome Type A, MPS IIIA (SGSH Exon 6, New Zealand Huntaway Variant)	Clear
Mucopolysaccharidosis Type VI, Maroteaux-Lamy Syndrome, MPS VI (ARSB Exon 5, Miniature Pinscher Variant)	Clear
Mucopolysaccharidosis Type VII, Sly Syndrome, MPS VII (GUSB Exon 3, German Shepherd Variant)	Clear
Mucopolysaccharidosis Type VII, Sly Syndrome, MPS VII (GUSB Exon 5, Terrier Brasileiro Variant)	Clear
Multiple Drug Sensitivity (ABCB1)	Clear
Muscular Dystrophy (DMD, Cavalier King Charles Spaniel Variant 1)	Clear

HOLLY

DNA Test Report | Test Date: May 12th, 2023 | embk.me/holly1783

OTHER RESULTS

Musladin-Lueke Syndrome, MLS (ADAMTSL2)	Clear
Myasthenia Gravis-Like Syndrome (CHRNE, Heideterrier Variant)	Clear
Myotonia Congenita (CLCN1 Exon 23, Australian Cattle Dog Variant)	Clear
Myotonia Congenita (CLCN1 Exon 7, Miniature Schnauzer Variant)	Clear
Narcolepsy (HCRTR2 Exon 1, Dachshund Variant)	Clear
Narcolepsy (HCRTR2 Intron 4, Doberman Pinscher Variant)	Clear
Narcolepsy (HCRTR2 Intron 6, Labrador Retriever Variant)	Clear
Nemaline Myopathy (NEB, American Bulldog Variant)	Clear
Neonatal Cerebellar Cortical Degeneration (SPTBN2, Beagle Variant)	Clear
Neonatal Encephalopathy with Seizures, NEWS (ATF2)	Clear
Neonatal Interstitial Lung Disease (LAMP3)	Clear
Neuroaxonal Dystrophy, NAD (VPS11, Rottweiler Variant)	Clear
Neuroaxonal Dystrophy, NAD (TECPR2, Spanish Water Dog Variant)	Clear
Neuronal Ceroid Lipofuscinosis 1, NCL 1 (PPT1 Exon 8, Dachshund Variant 1)	Clear
Neuronal Ceroid Lipofuscinosis 10, NCL 10 (CTSD Exon 5, American Bulldog Variant)	Clear
Neuronal Ceroid Lipofuscinosis 2, NCL 2 (TPP1 Exon 4, Dachshund Variant 2)	Clear
Neuronal Ceroid Lipofuscinosis 5, NCL 5 (CLN5 Exon 4 SNP, Border Collie Variant)	Clear
Neuronal Ceroid Lipofuscinosis 6, NCL 6 (CLN6 Exon 7, Australian Shepherd Variant)	Clear

HOLLY

DNA Test Report | Test Date: May 12th, 2023 | embk.me/holly1783

OTHER RESULTS

Neuronal Ceroid Lipofuscinosis 7, NCL 7 (MFSD8, Chihuahua and Chinese Crested Variant)	Clear
Neuronal Ceroid Lipofuscinosis 8, NCL 8 (CLN8, Australian Shepherd Variant)	Clear
Neuronal Ceroid Lipofuscinosis 8, NCL 8 (CLN8 Exon 2, English Setter Variant)	Clear
Neuronal Ceroid Lipofuscinosis 8, NCL 8 (CLN8 Insertion, Saluki Variant)	Clear
Neuronal Ceroid Lipofuscinosis, Cerebellar Ataxia, NCL4A (ARSG Exon 2, American Staffordshire Terrier Variant)	Clear
Oculocutaneous Albinism, OCA (SLC45A2 Exon 6, Bullmastiff Variant)	Clear
Oculocutaneous Albinism, OCA (SLC45A2, Small Breed Variant)	Clear
Oculoskeletal Dysplasia 2 (COL9A2, Samoyed Variant)	Clear
Osteochondrodysplasia (SLC13A1, Poodle Variant)	Clear
Osteogenesis Imperfecta (COL1A2, Beagle Variant)	Clear
Osteogenesis Imperfecta (SERPINH1, Dachshund Variant)	Clear
P2Y12 Receptor Platelet Disorder (P2Y12)	Clear
Pachyonychia Congenita (KRT16, Dogue de Bordeaux Variant)	Clear
Paroxysmal Dyskinesia, PxD (PIGN)	Clear
Persistent Mullerian Duct Syndrome, PMDS (AMHR2)	Clear
Pituitary Dwarfism (POU1F1 Intron 4, Karelian Bear Dog Variant)	Clear
Platelet Factor X Receptor Deficiency, Scott Syndrome (TMEM16F)	Clear
Polycystic Kidney Disease, PKD (PKD1)	Clear

HOLLY

DNA Test Report | Test Date: May 12th, 2023 | embk.me/holly1783

OTHER RESULTS

Pompe's Disease (GAA, Finnish and Swedish Lapphund, Lapponian Herder Variant)	Clear
Prekallikrein Deficiency (KLKB1 Exon 8)	Clear
Primary Ciliary Dyskinesia, PCD (NME5, Alaskan Malamute Variant)	Clear
Primary Ciliary Dyskinesia, PCD (CCDC39 Exon 3, Old English Sheepdog Variant)	Clear
Primary Hyperoxaluria (AGXT)	Clear
Primary Lens Luxation (ADAMTS17)	Clear
Primary Open Angle Glaucoma (ADAMTS17 Exon 11, Basset Fauve de Bretagne Variant)	Clear
Primary Open Angle Glaucoma (ADAMTS10 Exon 17, Beagle Variant)	Clear
Primary Open Angle Glaucoma (ADAMTS10 Exon 9, Norwegian Elkhound Variant)	Clear
Primary Open Angle Glaucoma and Primary Lens Luxation (ADAMTS17 Exon 2, Chinese Shar-Pei Variant)	Clear
Progressive Retinal Atrophy (SAG)	Clear
Progressive Retinal Atrophy (IFT122 Exon 26, Lapponian Herder Variant)	Clear
Progressive Retinal Atrophy, Bardet-Biedl Syndrome (BBS2 Exon 11, Shetland Sheepdog Variant)	Clear
Progressive Retinal Atrophy, CNGA (CNGA1 Exon 9)	Clear
Progressive Retinal Atrophy, crd1 (PDE6B, American Staffordshire Terrier Variant)	Clear
Progressive Retinal Atrophy, crd4/cord1 (RPGRIP1)	Clear
Progressive Retinal Atrophy, PRA1 (CNGB1)	Clear
Progressive Retinal Atrophy, PRA3 (FAM161A)	Clear

HOLLY

DNA Test Report | Test Date: May 12th, 2023 | embk.me/holly1783

OTHER RESULTS

Progressive Retinal Atrophy, rcd1 (PDE6B Exon 21, Irish Setter Variant)	Clear
Progressive Retinal Atrophy, rcd3 (PDE6A)	Clear
Proportionate Dwarfism (GH1 Exon 5, Chihuahua Variant)	Clear
Protein Losing Nephropathy, PLN (NPHS1)	Clear
Pyruvate Dehydrogenase Deficiency (PDP1, Spaniel Variant)	Clear
Pyruvate Kinase Deficiency (PKLR Exon 5, Basenji Variant)	Clear
Pyruvate Kinase Deficiency (PKLR Exon 7, Beagle Variant)	Clear
Pyruvate Kinase Deficiency (PKLR Exon 10, Terrier Variant)	Clear
Pyruvate Kinase Deficiency (PKLR Exon 7, Labrador Retriever Variant)	Clear
Pyruvate Kinase Deficiency (PKLR Exon 7, Pug Variant)	Clear
Raine Syndrome (FAM20C)	Clear
Recurrent Inflammatory Pulmonary Disease, RIPD (AKNA, Rough Collie Variant)	Clear
Renal Cystadenocarcinoma and Nodular Dermatofibrosis (FLCN Exon 7)	Clear
Sensory Neuropathy (FAM134B, Border Collie Variant)	Clear
Severe Combined Immunodeficiency, SCID (PRKDC, Terrier Variant)	Clear
Severe Combined Immunodeficiency, SCID (RAG1, Wetterhoun Variant)	Clear
Shaking Puppy Syndrome (PLP1, English Springer Spaniel Variant)	Clear
Shar-Pei Autoinflammatory Disease, SPAID, Shar-Pei Fever (MTBP)	Clear

HOLLY

DNA Test Report | Test Date: May 12th, 2023 | embk.me/holly1783

OTHER RESULTS

Skeletal Dysplasia 2, SD2 (COL11A2, Labrador Retriever Variant)	Clear
Skin Fragility Syndrome (PKP1, Chesapeake Bay Retriever Variant)	Clear
Spinocerebellar Ataxia (SCN8A, Alpine Dachsbracke Variant)	Clear
Spinocerebellar Ataxia with Myokymia and/or Seizures (KCNJ10)	Clear
Spongy Degeneration with Cerebellar Ataxia 1 (KCNJ10)	Clear
Spongy Degeneration with Cerebellar Ataxia 2 (ATP1B2)	Clear
Stargardt Disease (ABCA4 Exon 28, Labrador Retriever Variant)	Clear
Succinic Semialdehyde Dehydrogenase Deficiency (ALDH5A1 Exon 7, Saluki Variant)	Clear
Thrombopathia (RASGRP1 Exon 5, American Eskimo Dog Variant)	Clear
Thrombopathia (RASGRP1 Exon 5, Basset Hound Variant)	Clear
Thrombopathia (RASGRP1 Exon 8, Landseer Variant)	Clear
Trapped Neutrophil Syndrome, TNS (VPS13B)	Clear
Ullrich-like Congenital Muscular Dystrophy (COL6A3 Exon 10, Labrador Retriever Variant)	Clear
Ullrich-like Congenital Muscular Dystrophy (COL6A1 Exon 3, Landseer Variant)	Clear
Unilateral Deafness and Vestibular Syndrome (PTPRQ Exon 39, Doberman Pinscher)	Clear
Urate Kidney & Bladder Stones (SLC2A9)	Clear
Von Willebrand Disease Type I, Type I vWD (VWF)	Clear
Von Willebrand Disease Type II, Type II vWD (VWF, Pointer Variant)	Clear

HOLLY

DNA Test Report | Test Date: May 12th, 2023 | embk.me/holly1783

OTHER RESULTS

Von Willebrand Disease Type III, Type III vWD (VWF Exon 4, Terrier Variant)	Clear
Von Willebrand Disease Type III, Type III vWD (VWF Intron 16, Nederlandse Kooikerhondje Variant)	Clear
Von Willebrand Disease Type III, Type III vWD (VWF Exon 7, Shetland Sheepdog Variant)	Clear
X-Linked Hereditary Nephropathy, XLHN (COL4A5 Exon 35, Samoyed Variant 2)	Clear
X-Linked Myotubular Myopathy (MTM1, Labrador Retriever Variant)	Clear
X-Linked Progressive Retinal Atrophy 1, XL-PRA1 (RPGR)	Clear
X-linked Severe Combined Immunodeficiency, X-SCID (IL2RG Exon 1, Basset Hound Variant)	Clear
X-linked Severe Combined Immunodeficiency, X-SCID (IL2RG, Corgi Variant)	Clear
Xanthine Urolithiasis (XDH, Mixed Breed Variant)	Clear
β-Mannosidosis (MANBA Exon 16, Mixed-Breed Variant)	Clear

Registration: American Kennel Club (AKC)

HOLLY

HEALTH REPORT

Notable result

ALT Activity

Holly inherited one copy of the variant we tested for Alanine Aminotransferase Activity

Why is this important to your vet?
Holly has one copy of a variant associated with reduced ALT activity as measured on veterinary blood chemistry panels. Please inform your veterinarian that Holly has this genotype, as ALT is often used as an indicator of liver health and Holly is likely to have a lower than average resting ALT activity. As such, an increase in Holly's ALT activity could be evidence of liver damage, even if it is within normal limits by standard ALT reference ranges.

What is Alanine Aminotransferase Activity?
Alanine aminotransferase (ALT) is a clinical tool that can be used by veterinarians to better monitor liver health. This result is not associated with liver disease. ALT is one of several values veterinarians measure on routine blood work to evaluate the liver. It is a naturally occurring enzyme located in liver cells that helps break down protein. When the liver is damaged or inflamed, ALT is released into the bloodstream.

How vets diagnose this condition
Genetic testing is the only way to provide your veterinarian with this clinical tool.

How this condition is treated
Veterinarians may recommend blood work to establish a baseline ALT value for healthy dogs with one or two copies of this variant.

HOLLY

HEALTH REPORT

Notable result

Ichthyosis, ICH1

Holly inherited one copy of the variant we tested for Ichthyosis, ICH1

What does this result mean?
This result should not impact Holly's health but it could have consequences for siblings or other related dogs if they inherited two copies of the variant. We recommend discussing this result with their owners or breeders if you are in contact.

Impact on Breeding
Your dog carries this variant and will pass it on to ~50% of her offspring.

What is Ichthyosis, ICH1?
This skin disorder gets its name from the thick, darkly pigmented scales of skin ("ichthys" is Greek for "fish") that affected dogs display over most areas of the body, not including the head or extremities.

When signs & symptoms develop in affected dogs
As puppies, affected dogs can show signs of scaling. This disease tends to worsen with age.

How vets diagnose this condition
Examining the characteristic lesions is the first step in diagnosing Ichthyosis. Confirmatory genetic testing and/or skin biopsies can also be performed.

How this condition is treated
There is no definitive treatment for ichthyosis: typically, ichthyotic dogs are maintained on a continuous treatment of mild anti-dandruff shampoos and moisturizing rinses. This is a chronic and frustrating condition to manage.

Actions to take if your dog is affected

- Following your veterinarian's advice on skin care and nutrition is the best way to manage ichthyosis.

HOLLY

DNA Test Report | Test Date: May 12th, 2023 | embk.me/holly1783

INBREEDING AND DIVERSITY

CATEGORY	RESULT
Coefficient Of Inbreeding Our genetic COI measures the proportion of your dog's genome where the genes on the mother's side are identical by descent to those on the father's side.	**16%** 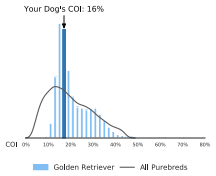
MHC Class II - DLA DRB1 A Dog Leukocyte Antigen (DLA) gene, DRB1 encodes a major histocompatibility complex (MHC) protein involved in the immune response. Some studies have shown associations between certain DRB1 haplotypes and autoimmune diseases such as Addison's disease (hypoadrenocorticism) in certain dog breeds, but these findings have yet to be scientifically validated.	**No Diversity** How common is this amount of diversity in purebreds: 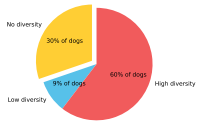
MHC Class II - DLA DQA1 and DQB1 DQA1 and DQB1 are two tightly linked DLA genes that code for MHC proteins involved in the immune response. A number of studies have shown correlations of DQA-DQB1 haplotypes and certain autoimmune diseases; however, these have not yet been scientifically validated.	**Low Diversity** How common is this amount of diversity in purebreds: 