

# AMERICAN KENNEL CLUB

**NAME**

GOLDEN STAR RILEY PARKER

**NUMBER**

SS38421501

**BREED**

GOLDEN RETRIEVER

**COLOR**

LIGHT GOLDEN

**SIRE**

RUS UKR RILEY

SS13199508 02-21 (AKC DNA #V980829)

**DAM**

WHITE ROSE SPECIAL

SS27383104 03-23

**BREEDER**

ADEN N HERSHBERGER

**OWNER**

OWEN YODER

2349 OLD BEN BOW RD

UNION GROVE NC 28689-9072

**SEX**

MALE

**DATE OF BIRTH**

NOVEMBER 8, 2022



**AMERICAN  
KENNEL CLUB®**

CERTIFICATE ISSUED

**JANUARY 31, 2023**

*This certificate invalidates all previous certificates issued.*

If a date appears after the name and number of the sire and dam, it indicates the issue of the Stud Book Register in which the sire or dam is published.

**For Transfer Instructions, see back of Certificate.**

*This Certificate issued with the right to correct or revoke by the American Kennel Club.*

**REGISTRATION CERTIFICATE**

AMERICAN KENNEL CLUB • FOUNDED 1884

# Certified Pedigree

**Sire** **RUS UKR RILEY**  
SS13199508 (02-21) OFA44G OFEL44 LT  
GLDN AKC DNA #V980829

## GOLDEN STAR RILEY PARKER

SS38421501  
GOLDEN RETRIEVER MALE LT GLDN  
Date Whelped: 11/08/2022  
Breeder: ADEN N HERSHBERGER

**Dam** **WHITE ROSE SPECIAL**  
SS27383104 (03-23) OFA24G OFEL24 EYE24  
LT GLDN



**AMERICAN  
KENNEL CLUB®**

*Gina Di Nardo*  
Executive Secretary

**ZLATOMIR ZACHETNIY PAREN**  
SR93535603 (08-17) OFA26G OFEL26  
GLDN (RUS) AKC DNA #V825354

**TRAMIN MAY ROSE**  
SR98755601 (10-17) LT GLDN (UKR) AKC  
DNA #V821528

**WHITE RIDGE TYE**  
SS01313604 (01-19) LT GLDN AKC DNA  
#V875539

**SUPERIOR WHITE ROSE DELIVERS**  
SR92976202 (04-18) LT GLDN

**RUS PEKOS SKY JASPER**  
RKF 3398724 (06-16) (RUS)

**DARINA**  
RKF 3376163

**TRAMIN DE BON MATIN CGC**  
SR89627901 (03-16) GLDN (UKR) AKC DNA  
#V769674

**TRAMIN KENA KOER**  
TUKU 0167729

**FRANK WHITEE**  
SR95283504 (01-18) LT GLDN AKC DNA  
#V903328

**NISLEY'S SOPHIE**  
SR92893401 (01-18) LT GLDN

**MONTEGO STAND AND DELIVER**  
SR76463301 (12-14) OFA24G OFEL24 LT  
GLDN (AUS) AKC DNA #V738930

**LILLY WHITE OF HEARTSTRINGS**  
SR72337303 (07-14) OFA34G LT GLDN

**BUNGEE JUMPING OF THE FAMOUS FAMILY**  
RKF 2596212 (04-11) GLDN (HUN)

**SHAMROCK VIVIENNE WESTWOOD**  
SR80863501 (05-14) LT GLDN (HUN) AKC DNA  
#V720536

**RUS PEKOS DERBI**  
RKF 2949347

**AVRORA BOGINYA UTRENNEY ZARI**  
RKF 2844754

**REMINGTON RINGMASTER**  
LOF 052705/07006

**TRAMIN KEEP LOVE TOGETHER**  
UKU 0063481

**MY LITTLE FRIEND SHERLOCK**  
LOE 2079395

**GOLDENIRBIS KORITSA**  
SR81095101 (07-14) GLDN (RUS) AKC DNA  
#V726772

**WHITE DIAMONDS SEAGER**  
SR87018304 (01-17) LT GLDN AKC DNA #V839297

**MILLER'S SOPHIE**  
SR86814110 (01-17) LT GLDN

**GOLDVILL POLAR STAR**  
SR71505101 (10-12) LT GLDN (RUS) AKC DNA  
#V671359

**M-M MISTYS CHEYENNE**  
SR83604803 (11-15) LT GLDN

**INNISCROFT KEEP THE FAITH**  
NZKC 02865-2006 (07-16)

**BRACKENDELL DIAMOND LACE**  
ANKC 5100042588

**BREND GODA IZ STOLITSY URALA CGCA CGCU**  
SR68656701 (02-12) LT GLDN (RUS) AKC DNA  
#V644357

**ADA FROM REEDY GOLD**  
SR62542802 (07-12) OFA27G LT GLDN (HUN) AKC  
DNA #V622950

The Seal of The American Kennel Club affixed hereto certifies that this pedigree was compiled from official Stud Book records on March 4, 2024.



ORTHOPEDIC FOUNDATION FOR ANIMALS, INC.



GOLDEN STAR RILEY PARKER  
*registered name*

GOLDEN RETRIEVER  
*breed*

991003000966652  
*tattoo/microchip/DNA profile*

2614854  
*application number*

3/25/2025  
*date of report*

**RESULTS:**

No radiographic evidence of hip dysplasia is present. The consensus evaluation is:

SS38421501  
*registration no.*

M  
*sex*

11/8/2022  
*date of birth*

28  
*age at evaluation in months*

GR-148937G28M-C-VPI  
*O.F.A. NUMBER*

*This number issued with the right to correct or  
revoke by the Orthopedic Foundation for Animals.*



A Not-For-Profit Organization

GOOD

owner

OWEN YODER  
2349 OLD BEN BOW RD  
UNION GROVE, NC 28689

OFA Certificate



Verify with QR Scan

*G.G. Keller, D.V.M.*

G.G. KELLER, D.V.M., M.S., DACVR  
CHIEF OF VETERINARY SERVICES

[www.ofa.org](http://www.ofa.org)



# THE AMERICAN KENNEL CLUB

## Research Pedigree - 5 Generation Golden Star Riley Parker

Name: **Golden Star Riley Parker**AKC #: **SS384215/01 04-24**Birth Date: **11/08/2022**Colors/Markings: **Light Golden**Breeder(s): **Aden N Hershberger**Breed/Variety: **Golden Retriever**Sex: **Male**

<b>Golden Star Riley Parker</b> SS384215/01 04-24 Light Golden	<b>Zlatomir Zachetnyy Paren</b> SR935356/03 08-17 (Russia) Golden OFA26G OFEL26 AKC DNA #V825354	<b>Rus Pekos Sky Jasper</b> RKF 3398724 06-16 (Russia)	<b>Bungee Jumping Of The Famous Family</b> RKF 2596212 04-11 (Hungary) Golden	<b>Ashbury Angel Heart</b> LOF 8RET.GOL.064360/08908  <b>Dewmist Star Of The Blue Hope</b> MET GOLDRET.7799/H/06
			<b>Shamrock Vivienne Westwood</b> SR808635/01 05-14 (Hungary) Light Golden AKC DNA #V720536	<b>Ralun Versace</b> ANKC 6100041864  <b>Dewmist Serendica</b> MET GOLD.R.7477/H/06
		<b>Darina</b> RKF 3376163	<b>Rus Pekos Derbi</b> RKF 2949347	<b>Gordon The Dream Team</b> SR658715/01 08-11 (Slovak Republic) Golden AKC DNA #V622751
				<b>Ornetta More Mia</b> RKF 2357799
	<b>Tramin May Rose</b> SR987556/01 10-17 (Ukraine) Light Golden AKC DNA #V821528	<b>Tramin De Bon Matin CGC</b> SR896279/01 03-16 (Ukraine) Golden AKC DNA #V769674	<b>Avrora Boginya Utrenney Zari</b> RKF 2844754	<b>Sansibiliti Sweet William</b> RKF 1630702  <b>Stenveyz Magnolia</b> RKF 1693048
			<b>Remington Ringmaster</b> LOF 052705/07006	<b>Ritzilyn Brandon</b> KCSB 2903CL  <b>Remington Remember Me</b> KCSB 0269CL
		<b>Tramin Kena Koer</b> TUKU 0167729	<b>Tramin Keep Love Together</b> UKU 0063481	<b>Tramin Magellan</b> UKU 0006315  <b>Tramin Lovestory</b> TUKU 0000700
			<b>My Little Friend Sherlock</b> LOE 2079395	<b>Lucky-Man De Ria Vela</b> LOE 1452692  <b>My Little Friend Sally Time</b> LOE 1853147
			<b>Goldenirbis Koritsa</b> SR810951/01 07-14 (Russia) Golden AKC DNA #V726772	<b>Soltrimmans Dream Contract</b> RKF 2635966  <b>Soltrimmans Twice As Nice</b> RKF 2393215
			<b>White Diamonds Seager</b> SR870183/04 01-17 Light Golden AKC DNA #V839297	<b>White Diamonds Maxx</b> SR811237/02 07-15 Light Golden OFEL25 AKC DNA #V769595  <b>Snow White Mya</b> SR807078/02 07-15 Light Golden
	<b>White Rose Special</b> SS273831/04 03-23 Light Golden OFA24G OFEL24 EYE24	<b>White Ridge Tye</b> SS013136/04 01-19 Light Golden AKC DNA #V875539	<b>Frank White</b> SR952835/04 01-18 Light Golden AKC DNA #V903328	<b>Mast's Judah English Cream</b> SR736493/10 04-14 Light Golden None OFEL AKC DNA #V731017  <b>Mast's Sophie</b> SR759627/02 06-14 Light Golden

		<a href="#">Nisley's Sophie</a> SR928934/01 01-18 Light Golden	<a href="#">Goldvill Polar Star</a> SR715051/01 10-12 (Russia) Light Golden AKC DNA #V671359	<b>Tramin High Force</b> RKF 2053944
			<a href="#">M-M Mistys Cheyenne</a> SR836048/03 11-15 Light Golden	<b>Tramin Cada Loco Con Su Tema</b> RKF 2481401
				<a href="#">Jake Of Finding Tine Goldens</a> SR745392/03 01-14 Light Golden AKC DNA #V692292
	<a href="#">Superior White Rose Delivers</a> SR929762/02 04-18 Light Golden	<a href="#">Montego Stand And Deliver</a> SR764633/01 12-14 (Australia) Light Golden OFA24G OFEL24 AKC DNA #V738930	<b>Inniscroft Keep The Faith</b> NZKC 02865-2006 07-16	<b>Goldtreve Gamekeeper</b> ANKC 1122756
				<b>Montego Vanity Fair</b> ANKC 1132101653312
		<b>Brackendell Diamond Lace</b> ANKC 5100042588	<b>Montego Mity Classy</b> ANKC 2100087776	
			<b>Montego As You Dream</b> ANKC 2100173597	
		<a href="#">Lilly White Of Heartstrings</a> SR723373/03 07-14 Light Golden OFA34G	<a href="#">Brend Goda Iz Stolitsy Urala CGCA CGCU</a> SR686567/01 02-12 (Russia) Light Golden AKC DNA #V644357	<b>All My Dream In Famous Family</b> RKF 2233851 03-10
				<b>Uletnaya Krasotka Iz Stolitsy Urala</b> RKF 2257379
			<a href="#">Ada From Reedy Gold</a> SR625428/02 07-12 (Hungary) Light Golden OFA27G AKC DNA #V622950	<b>Dewmist Sandoliano</b> MET GOLD.R.8432/H/07
<b>Daniella From Mariannehouse</b> MET GOLD.R.8080/06				



© 2024 All rights reserved. No material may be reproduced in any manner whatsoever without written permission from The American Kennel Club, Inc. The AKC has made every effort to insure the accuracy of its information. The information provided is "as is" with all faults and without warranty of any kind, expressed or implied. In no event shall American Kennel Club be liable for any incidental or consequential damages, lost profits, or any indirect damages even if AKC has been informed of the possibility thereof.

## BREED ANCESTRY

 **Golden Retriever : 100.0%**

## GENETIC STATS

Predicted adult weight: **64 lbs**

## TEST DETAILS

Kit number: EM-19745156

Swab number: 31220412303955

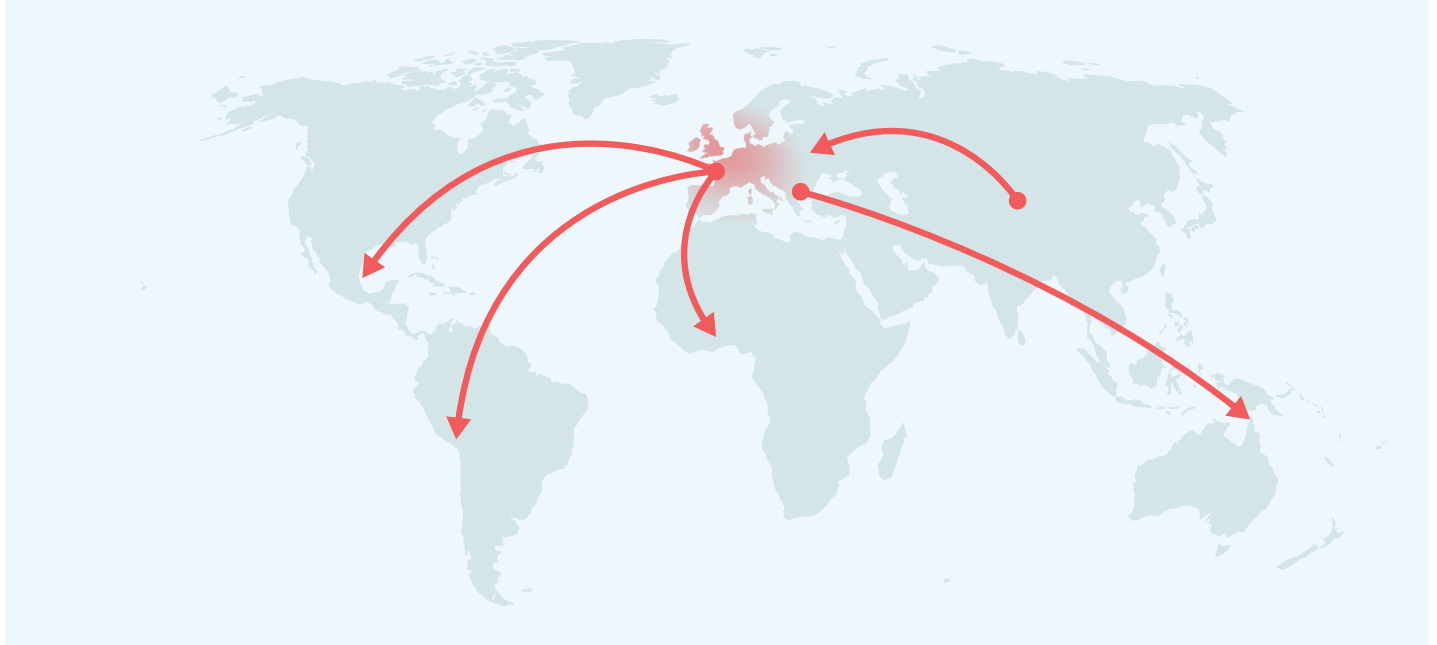
**Fun Fact**

A Golden Retriever is also pictured in the Guinness Book of World's Records for "Most tennis balls held in mouth" (with 6).

**GOLDEN RETRIEVER**

The Golden Retriever was developed in the early 19th century as an ideal hunting companion, able to retrieve birds on both land and water in the marshy Scottish countryside. Their friendliness and intelligence makes them both a popular family pet and an excellent working dog, well suited for being a service dog, therapy dog or for search and rescue. The third most popular breed in the US, the American and Canadian Goldens are generally lankier and darker than their British counterparts. Their wavy, feathered topcoat is water resistant, their undercoat helps them with thermoregulation and both coats have a tendency for heavy seasonal shedding. Goldens need lots of exercise (especially when younger), and their love of play and water means their owners usually get a lot of exercise too! In 2013, the 100th anniversary of Britain's Golden Retriever Club, Goldens from around the world came made the pilgrimage to the breed's birthplace in Scotland, where 222 of them posed in a single record-breaking photo. At the same time, the Golden Retriever Lifetime Study was getting started in the United States, recruiting 3,000 Golden Retrievers for a lifetime study aimed at understanding how genetics, lifestyle and environment influences healthy aging and cancer risk in Goldens.

## MATERNAL LINE



Through Parker's mitochondrial DNA we can trace his mother's ancestry back to where dogs and people first became friends. This map helps you visualize the routes that his ancestors took to your home. Their story is described below the map.

### HAPLOGROUP: A1a

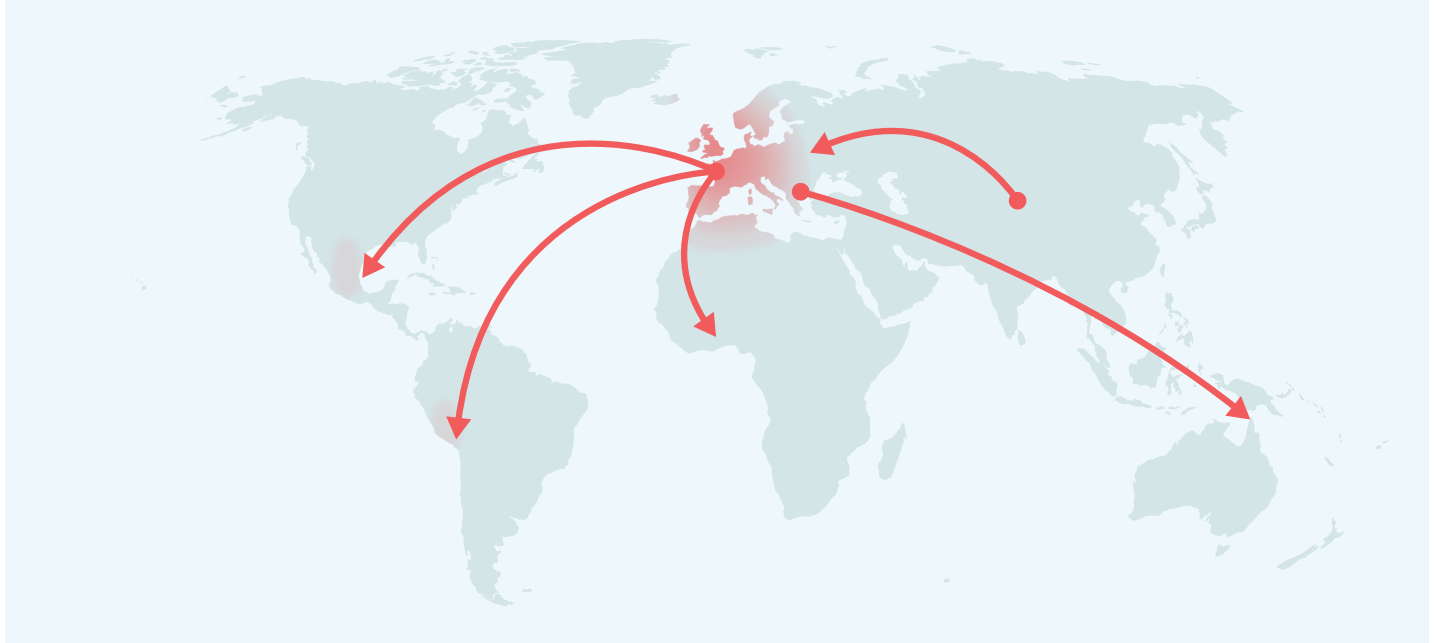
A1a is the most common maternal lineage among Western dogs. This lineage traveled from the site of dog domestication in Central Asia to Europe along with an early dog expansion perhaps 10,000 years ago. It hung around in European village dogs for many millennia. Then, about 300 years ago, some of the prized females in the line were chosen as the founding dogs for several dog breeds. That set in motion a huge expansion of this lineage. It's now the maternal lineage of the overwhelming majority of Mastiffs, Labrador Retrievers and Gordon Setters. About half of Boxers and less than half of Shar-Pei dogs descend from the A1a line. It is also common across the world among village dogs, a legacy of European colonialism.

### HAPLOTYPE: A382

Part of the large A1a haplogroup, this haplotype occurs most frequently in Labrador Retrievers, Golden Retrievers, and Chesapeake Bay Retrievers.



## PATERNAL LINE



Through Parker's Y chromosome we can trace his father's ancestry back to where dogs and people first became friends. This map helps you visualize the routes that his ancestors took to your home. Their story is described below the map.

### HAPLOGROUP: A1a

Some of the wolves that became the original dogs in Central Asia around 15,000 years ago came from this long and distinguished line of male dogs. After domestication, they followed their humans from Asia to Europe and then didn't stop there. They took root in Europe, eventually becoming the dogs that founded the Vizsla breed 1,000 years ago. The Vizsla is a Central European hunting dog, and all male Vizslas descend from this line. During the Age of Exploration, like their owners, these pooches went by the philosophy, "Have sail, will travel!" From the windy plains of Patagonia to the snug and homey towns of the American Midwest, the beaches of a Pacific paradise, and the broad expanse of the Australian outback, these dogs followed their masters to the outposts of empires. Whether through good fortune or superior genetics, dogs from the A1a lineage traveled the globe and took root across the world. Now you find village dogs from this line frolicking on Polynesian beaches, hanging out in villages across the

### HAPLOTYPE: H1a.53

Part of the A1a haplogroup, this haplotype occurs most frequently in Golden Retrievers, Border Collies, and the Coton de Tulear.

Registration: American Kennel Club  
(AKC)

## TRAITS: COAT COLOR

TRAIT	RESULT
-------	--------

### E Locus (MC1R)

The E Locus determines if and where a dog can produce dark (black or brown) hair. Dogs with two copies of the recessive **e** allele do not produce dark hairs at all, and will be "red" over their entire body. The shade of red, which can range from a deep copper to yellow/gold to cream, is dependent on other genetic factors including the Intensity loci. In addition to determining if a dog can develop dark hairs at all, the E Locus can give a dog a black "mask" or "widow's peak," unless the dog has overriding coat color genetic factors. Dogs with one or two copies of the **Em** allele usually have a melanistic mask (dark facial hair as commonly seen in the German Shepherd and Pug). Dogs with no copies of **Em** but one or two copies of the **Eg** allele usually have a melanistic "widow's peak" (dark forehead hair as commonly seen in the Afghan Hound and Borzoi, where it is called either "grizzle" or "domino").

No dark hairs  
anywhere (ee)

### K Locus (CBD103)

The K Locus **K<sup>B</sup>** allele "overrides" the A Locus, meaning that it prevents the A Locus genotype from affecting coat color. For this reason, the **K<sup>B</sup>** allele is referred to as the "dominant black" allele. As a result, dogs with at least one **K<sup>B</sup>** allele will usually have solid black or brown coats (or red/cream coats if they are **ee** at the E Locus) regardless of their genotype at the A Locus, although several other genes could impact the dog's coat and cause other patterns, such as white spotting. Dogs with the **k<sup>Y</sup>k<sup>Y</sup>** genotype will show a coat color pattern based on the genotype they have at the A Locus. Dogs who test as **K<sup>B</sup>k<sup>Y</sup>** may be brindle rather than black or brown.

Not expressed (K<sup>B</sup>K<sup>B</sup>)

## TRAITS: COAT COLOR (CONTINUED)

TRAIT	RESULT
-------	--------

### Intensity Loci LINKAGE

Areas of a dog's coat where dark (black or brown) pigment is not expressed either contain red/yellow pigment, or no pigment at all. Five locations across five chromosomes explain approximately 70% of red pigmentation "intensity" variation across all dogs. Dogs with a result of **Intense Red Pigmentation** will likely have deep red hair like an Irish Setter or "apricot" hair like some Poodles, dogs with a result of **Intermediate Red Pigmentation** will likely have tan or yellow hair like a Soft-Coated Wheaten Terrier, and dogs with **Dilute Red Pigmentation** will likely have cream or white hair like a Samoyed. Because the mutations we test may not directly cause differences in red pigmentation intensity, we consider this to be a linkage test.

**Any pigmented hair likely white or cream (Dilute Red Pigmentation)**

### A Locus (ASIP)

The A Locus controls switching between black and red pigment in hair cells, but it will only be expressed in dogs that are not **ee** at the E Locus and are **k<sup>y</sup>k<sup>y</sup>** at the K Locus. Sable (also called "Fawn") dogs have a mostly or entirely red coat with some interspersed black hairs. Agouti (also called "Wolf Sable") dogs have red hairs with black tips, mostly on their head and back. Black and tan dogs are mostly black or brown with lighter patches on their cheeks, eyebrows, chest, and legs. Recessive black dogs have solid-colored black or brown coats.

**Not expressed (a<sup>t</sup>a<sup>t</sup>)**

### D Locus (MLPH)

The D locus result that we report is determined by three different genetic variants that can work together to cause diluted pigmentation. These are the common **d** allele, also known as "**d1**", and the less common alleles known as "**d2**" and "**d3**". Dogs with two **d** alleles, regardless of which variant, will have all black pigment lightened ("diluted") to gray, or brown pigment lightened to lighter brown in their hair, skin, and sometimes eyes. There are many breed-specific names for these dilute colors, such as "blue", "charcoal", "fawn", "silver", and "Isabella". Note that in certain breeds, dilute dogs have a higher incidence of Color Dilution Alopecia. Dogs with one **d** allele will not be dilute, but can pass the **d** allele on to their puppies.

**Not expressed (DD)**

## TRAITS: COAT COLOR (CONTINUED)

TRAIT	RESULT
<b>Cocoa (HPS3)</b>  Dogs with the <b>coco</b> genotype will produce dark brown pigment instead of black in both their hair and skin. Dogs with the <b>Nco</b> genotype will produce black pigment, but can pass the <b>co</b> allele on to their puppies. Dogs that have the <b>coco</b> genotype as well as the <b>bb</b> genotype at the B locus are generally a lighter brown than dogs that have the <b>Bb</b> or <b>BB</b> genotypes at the B locus.	<b>No co alleles, not expressed (NN)</b>
<b>B Locus (TYRP1)</b>  Dogs with two copies of the <b>b</b> allele produce brown pigment instead of black in both their hair and skin. Dogs with one copy of the <b>b</b> allele will produce black pigment, but can pass the <b>b</b> allele on to their puppies. E Locus <b>ee</b> dogs that carry two <b>b</b> alleles will have red or cream coats, but have brown noses, eye rims, and footpads (sometimes referred to as "Dudley Nose" in Labrador Retrievers). "Liver" or "chocolate" is the preferred color term for brown in most breeds; in the Doberman Pinscher it is referred to as "red".	<b>Likely black colored nose/feet (BB)</b>
<b>Saddle Tan (RALY)</b>  The "Saddle Tan" pattern causes the black hairs to recede into a "saddle" shape on the back, leaving a tan face, legs, and belly, as a dog ages. The Saddle Tan pattern is characteristic of breeds like the Corgi, Beagle, and German Shepherd. Dogs that have the <b>ll</b> genotype at this locus are more likely to be mostly black with tan points on the eyebrows, muzzle, and legs as commonly seen in the Doberman Pinscher and the Rottweiler. This gene modifies the A Locus <b>a<sup>t</sup></b> allele, so dogs that do not express <b>a<sup>t</sup></b> are not influenced by this gene.	<b>Not expressed (NI)</b>
<b>S Locus (MITF)</b>  The S Locus determines white spotting and pigment distribution. MITF controls where pigment is produced, and an insertion in the MITF gene causes a loss of pigment in the coat and skin, resulting in white hair and/or pink skin. Dogs with two copies of this variant will likely have breed-dependent white patterning, with a nearly white, parti, or piebald coat. Dogs with one copy of this variant will have more limited white spotting and may be considered flash, parti or piebald. This MITF variant does not explain all white spotting patterns in dogs and other variants are currently being researched. Some dogs may have small amounts of white on the paws, chest, face, or tail regardless of their S Locus genotype.	<b>Likely to have little to no white in coat (SS)</b>

## TRAITS: COAT COLOR (CONTINUED)

TRAIT	RESULT
-------	--------

### M Locus (PMEL)

Merle coat patterning is common to several dog breeds including the Australian Shepherd, Catahoula Leopard Dog, and Shetland Sheepdog, among many others. Merle arises from an unstable SINE insertion (which we term the "M\*" allele) that disrupts activity of the pigmentary gene PMEL, leading to mottled or patchy coat color. Dogs with an **M\*m** result are likely to be phenotypically merle or could be "non-expressing" merle, meaning that the merle pattern is very subtle or not at all evident in their coat. Dogs with an **M\*M\*** result are likely to be phenotypically merle or double merle. Dogs with an **mm** result have no merle alleles and are unlikely to have a merle coat pattern.

No merle alleles (mm)

Note that Embark does not currently distinguish between the recently described cryptic, atypical, atypical+, classic, and harlequin merle alleles. Our merle test only detects the presence, but not the length of the SINE insertion. We do not recommend making breeding decisions on this result alone. Please pursue further testing for allelic distinction prior to breeding decisions.

### R Locus (USH2A) LINKAGE

The R Locus regulates the presence or absence of the roan coat color pattern. Partial duplication of the USH2A gene is strongly associated with this coat pattern. Dogs with at least one **R** allele will likely have roaning on otherwise uniformly unpigmented white areas. Roan appears in white areas controlled by the S Locus but not in other white or cream areas created by other loci, such as the E Locus with **ee** along with Dilute Red Pigmentation by I Locus (for example, in Samoyeds). Mechanisms for controlling the extent of roaning are currently unknown, and roaning can appear in a uniform or non-uniform pattern. Further, non-uniform roaning may appear as ticked, and not obviously roan. The roan pattern can appear with or without ticking.

Likely no impact on coat pattern (rr)

### H Locus (Harlequin)

This pattern is recognized in Great Danes and causes dogs to have a white coat with patches of darker pigment. A dog with an **Hh** result will be harlequin if they are also **M\*m** or **M\*M\*** at the M Locus and are not **ee** at the E locus. Dogs with a result of **hh** will not be harlequin. This trait is thought to be homozygous lethal; a living dog with an **HH** genotype has never been found.

No harlequin alleles (hh)



## TRAITS: OTHER COAT TRAITS

TRAIT	RESULT
-------	--------

### Furnishings (RSPO2) LINKAGE

Dogs with one or two copies of the **F** allele have "furnishings": the mustache, beard, and eyebrows characteristic of breeds like the Schnauzer, Scottish Terrier, and Wire Haired Dachshund. A dog with two **I** alleles will not have furnishings, which is sometimes called an "improper coat" in breeds where furnishings are part of the breed standard. The mutation is a genetic insertion which we measure indirectly using a linkage test highly correlated with the insertion.

**Likely unfurnished (no mustache, beard, and/or eyebrows) (II)**

### Coat Length (FGF5)

The FGF5 gene is known to affect hair length in many different species, including cats, dogs, mice, and humans. In dogs, the **T** allele confers a long, silky haircoat as observed in the Yorkshire Terrier and the Long Haired Whippet. The ancestral **G** allele causes a shorter coat as seen in the Boxer or the American Staffordshire Terrier. In certain breeds (such as Corgi), the long haircoat is described as "fluff."

**Likely long coat (TT)**

### Shedding (MC5R)

Dogs with at least one copy of the ancestral **C** allele, like many Labradors and German Shepherd Dogs, are heavy or seasonal shedders, while those with two copies of the **T** allele, including many Boxers, Shih Tzus and Chihuahuas, tend to be lighter shedders. Dogs with furnished/wire-haired coats caused by RSPO2 (the furnishings gene) tend to be low shedders regardless of their genotype at this gene.

**Likely heavy/seasonal shedding (CT)**

### Coat Texture (KRT71)

Dogs with a long coat and at least one copy of the **T** allele have a wavy or curly coat characteristic of Poodles and Bichon Frises. Dogs with two copies of the ancestral **C** allele are likely to have a straight coat, but there are other factors that can cause a curly coat, for example if they at least one **F** allele for the Furnishings (RSPO2) gene then they are likely to have a curly coat. Dogs with short coats may carry one or two copies of the **T** allele but still have straight coats.

**Likely straight coat (CC)**

## TRAITS: OTHER COAT TRAITS (CONTINUED)

TRAIT	RESULT
-------	--------

### Hairlessness (FOXI3) LINKAGE

A duplication in the FOXI3 gene causes hairlessness over most of the body as well as changes in tooth shape and number. This mutation occurs in Peruvian Inca Orchid, Xoloitzcuintli (Mexican Hairless), and Chinese Crested (other hairless breeds have different mutations). Dogs with the **NDup** genotype are likely to be hairless while dogs with the **NN** genotype are likely to have a normal coat. The **DupDup** genotype has never been observed, suggesting that dogs with that genotype cannot survive to birth. Please note that this is a linkage test, so it may not be as predictive as direct tests of the mutation in some lines.

**Very unlikely to be hairless (NN)**

### Hairlessness (SGK3)

Hairlessness in the American Hairless Terrier arises from a mutation in the SGK3 gene. Dogs with the **DD** result are likely to be hairless. Dogs with the **ND** genotype will have a normal coat, but can pass the **D** variant on to their offspring.

**Very unlikely to be hairless (NN)**

### Oculocutaneous Albinism Type 2 (SLC45A2) LINKAGE

Dogs with two copies **DD** of this deletion in the SLC45A2 gene have oculocutaneous albinism (OCA), also known as Doberman Z Factor Albinism, a recessive condition characterized by severely reduced or absent pigment in the eyes, skin, and hair. Affected dogs sometimes suffer from vision problems due to lack of eye pigment (which helps direct and absorb ambient light) and are prone to sunburn. Dogs with a single copy of the deletion **ND** will not be affected but can pass the mutation on to their offspring. This particular mutation can be traced back to a single white Doberman Pinscher born in 1976, and it has only been observed in dogs descended from this individual. Please note that this is a linkage test, so it may not be as predictive as direct tests of the mutation in some lines.

**Likely not albino (NN)**

## TRAITS: OTHER BODY FEATURES

TRAIT	RESULT
<p><b>Muzzle Length (BMP3)</b></p> <p>Dogs in medium-length muzzle (mesocephalic) breeds like Staffordshire Terriers and Labradors, and long muzzle (dolichocephalic) breeds like Whippet and Collie have one, or more commonly two, copies of the ancestral <b>C</b> allele. Dogs in many short-length muzzle (brachycephalic) breeds such as the English Bulldog, Pug, and Pekingese have two copies of the derived <b>A</b> allele. At least five different genes affect muzzle length in dogs, with BMP3 being the only one with a known causal mutation. For example, the skull shape of some breeds, including the dolichocephalic Scottish Terrier or the brachycephalic Japanese Chin, appear to be caused by other genes. Thus, dogs may have short or long muzzles due to other genetic factors that are not yet known to science.</p>	<p><b>Likely medium or long muzzle (CC)</b></p>
<p><b>Tail Length (T)</b></p> <p>Whereas most dogs have two <b>C</b> alleles and a long tail, dogs with one <b>G</b> allele are likely to have a bobtail, which is an unusually short or absent tail. This mutation causes natural bobtail in many breeds including the Pembroke Welsh Corgi, the Australian Shepherd, and the Brittany Spaniel. Dogs with <b>GG</b> genotypes have not been observed, suggesting that dogs with the <b>GG</b> genotype do not survive to birth. Please note that this mutation does not explain every natural bobtail! While certain lineages of Boston Terrier, English Bulldog, Rottweiler, Miniature Schnauzer, Cavalier King Charles Spaniel, and Parson Russell Terrier, and Dobermans are born with a natural bobtail, these breeds do not have this mutation. This suggests that other unknown genetic mutations can also lead to a natural bobtail.</p>	<p><b>Likely normal-length tail (CC)</b></p>
<p><b>Hind Dewclaws (LMBR1)</b></p> <p>Common in certain breeds such as the Saint Bernard, hind dewclaws are extra, nonfunctional digits located midway between a dog's paw and hock. Dogs with at least one copy of the <b>T</b> allele have about a 50% chance of having hind dewclaws. Note that other (currently unknown to science) mutations can also cause hind dewclaws, so some <b>CC</b> or <b>TC</b> dogs will have hind dewclaws.</p>	<p><b>Unlikely to have hind dew claws (CC)</b></p>

## TRAITS: OTHER BODY FEATURES (CONTINUED)

TRAIT	RESULT
<b>Blue Eye Color (ALX4) LINKAGE</b>	
<p>Embark researchers discovered this large duplication associated with blue eyes in Arctic breeds like Siberian Husky as well as tri-colored (non-merle) Australian Shepherds. Dogs with at least one copy of the duplication (<b>Dup</b>) are more likely to have at least one blue eye. Some dogs with the duplication may have only one blue eye (complete heterochromia) or may not have blue eyes at all; nevertheless, they can still pass the duplication and the trait to their offspring. <b>NN</b> dogs do not carry this duplication, but may have blue eyes due to other factors, such as merle. Please note that this is a linkage test, so it may not be as predictive as direct tests of the mutation in some lines.</p>	<b>Less likely to have blue eyes (NN)</b>
<b>Back Muscling &amp; Bulk, Large Breed (ACSL4)</b>	
<p>The <b>T</b> allele is associated with heavy muscling along the back and trunk in characteristically "bulky" large-breed dogs including the Saint Bernard, Bernese Mountain Dog, Greater Swiss Mountain Dog, and Rottweiler. The "bulky" <b>T</b> allele is absent from leaner shaped large breed dogs like the Great Dane, Irish Wolfhound, and Scottish Deerhound, which are fixed for the ancestral <b>C</b> allele. Note that this mutation does not seem to affect muscling in small or even mid-sized dog breeds with notable back muscling, including the American Staffordshire Terrier, Boston Terrier, and the English Bulldog.</p>	<b>Likely normal muscling (CC)</b>

## TRAITS: BODY SIZE

TRAIT	RESULT
<b>Body Size (IGF1)</b> The <b>I</b> allele is associated with smaller body size.	<b>Larger (NN)</b>
<b>Body Size (IGFR1)</b> The <b>A</b> allele is associated with smaller body size.	<b>Larger (GG)</b>
<b>Body Size (STC2)</b> The <b>A</b> allele is associated with smaller body size.	<b>Larger (TT)</b>
<b>Body Size (GHR - E191K)</b> The <b>A</b> allele is associated with smaller body size.	<b>Smaller (AA)</b>
<b>Body Size (GHR - P177L)</b> The <b>T</b> allele is associated with smaller body size.	<b>Larger (CC)</b>



TRAITS: PERFORMANCE

TRAIT	RESULT
<b>Altitude Adaptation (EPAS1)</b>	
<p>This mutation causes dogs to be especially tolerant of low oxygen environments (hypoxia), such as those found at high elevations. Dogs with at least one <b>A</b> allele are less susceptible to "altitude sickness." This mutation was originally identified in breeds from high altitude areas such as the Tibetan Mastiff.</p>	<b>Normal altitude tolerance (GG)</b>
<b>Appetite (POMC) LINKAGE</b>	
<p>This mutation in the POMC gene is found primarily in Labrador and Flat Coated Retrievers. Compared to dogs with no copies of the mutation (<b>NN</b>), dogs with one (<b>ND</b>) or two (<b>DD</b>) copies of the mutation are more likely to have high food motivation, which can cause them to eat excessively, have higher body fat percentage, and be more prone to obesity. Read more about the genetics of POMC, and learn how you can contribute to research, in our blog post (<a href="https://embarkvet.com/resources/blog/pomc-dogs/">https://embarkvet.com/resources/blog/pomc-dogs/</a>). We measure this result using a linkage test.</p>	<b>Normal food motivation (NN)</b>

## HEALTH REPORT

### How to interpret Parker's genetic health results:

If Parker inherited any of the variants that we tested, they will be listed at the top of the Health Report section, along with a description of how to interpret this result. We also include all of the variants that we tested Parker for that we did not detect the risk variant for.

### A genetic test is not a diagnosis

This genetic test does not diagnose a disease. Please talk to your vet about your dog's genetic results, or if you think that your pet may have a health condition or disease.

### Summary

Parker is not at increased risk for the genetic health conditions that Embark tests.

### Clear results

**Breed-relevant** (11)

**Other** (244)

## BREED-RELEVANT RESULTS

Research studies indicate that these results are more relevant to dogs like Parker, and may influence his chances of developing certain health conditions.

✓ Congenital Myasthenic Syndrome, CMS (COLQ, Golden Retriever Variant)	Clear
✓ Degenerative Myelopathy, DM (SOD1A)	Clear
✓ Dystrophic Epidermolysis Bullosa (COL7A1, Golden Retriever Variant)	Clear
✓ Golden Retriever Progressive Retinal Atrophy 1, GR-PRA1 (SLC4A3)	Clear
✓ Golden Retriever Progressive Retinal Atrophy 2, GR-PRA2 (TTC8)	Clear
✓ Ichthyosis, ICH1 (PNPLA1, Golden Retriever Variant)	Clear
✓ Muscular Dystrophy (DMD, Golden Retriever Variant)	Clear
✓ Neuronal Ceroid Lipofuscinosis 5, NCL 5 (CLN5 Exon 4 Deletion, Golden Retriever Variant)	Clear
✓ Osteogenesis Imperfecta (COL1A1, Golden Retriever Variant)	Clear
✓ Progressive Retinal Atrophy, prcd (PRCD Exon 1)	Clear
✓ Retina Dysplasia and/or Optic Nerve Hypoplasia (SIX6 Exon 1, Golden Retriever Variant)	Clear

## OTHER RESULTS

Research has not yet linked these conditions to dogs with similar breeds to Parker. Review any increased risk or notable results to understand his potential risk and recommendations.

✓ 2-DHA Kidney & Bladder Stones (APRT)	Clear
✓ Acral Mutilation Syndrome (GDNF-AS, Spaniel and Pointer Variant)	Clear
✓ Alaskan Husky Encephalopathy (SLC19A3)	Clear
✓ Alaskan Malamute Polyneuropathy, AMPN (NDRG1 SNP)	Clear
✓ Alexander Disease (GFAP)	Clear
✓ ALT Activity (GPT)	Clear
✓ Anhidrotic Ectodermal Dysplasia (EDA Intron 8)	Clear
✓ Autosomal Dominant Progressive Retinal Atrophy (RHO)	Clear
✓ Bald Thigh Syndrome (IGFBP5)	Clear
✓ Bernard-Soulier Syndrome, BSS (GP9, Cocker Spaniel Variant)	Clear
✓ Bully Whippet Syndrome (MSTN)	Clear
✓ Canine Elliptocytosis (SPTB Exon 30)	Clear
✓ Canine Fucosidosis (FUCA1)	Clear
✓ Canine Leukocyte Adhesion Deficiency Type I, CLAD I (ITGB2, Setter Variant)	Clear
✓ Canine Leukocyte Adhesion Deficiency Type III, CLAD III (FERMT3, German Shepherd Variant)	Clear
✓ Canine Multifocal Retinopathy, cmr1 (BEST1 Exon 2)	Clear
✓ Canine Multifocal Retinopathy, cmr2 (BEST1 Exon 5, Coton de Tulear Variant)	Clear
✓ Canine Multifocal Retinopathy, cmr3 (BEST1 Exon 10 Deletion, Finnish and Swedish Lapphund, Lapponian Herder Variant)	Clear

## OTHER RESULTS


















✓ Canine Multiple System Degeneration (SERAC1 Exon 4, Chinese Crested Variant)	Clear
✓ Canine Multiple System Degeneration (SERAC1 Exon 15, Kerry Blue Terrier Variant)	Clear
✓ Cardiomyopathy and Juvenile Mortality (YARS2)	Clear
✓ Centronuclear Myopathy, CNM (PTPLA)	Clear
✓ Cerebellar Hypoplasia (VLDLR, Eurasier Variant)	Clear
✓ Chondrodystrophy (ITGA10, Norwegian Elkhound and Karelian Bear Dog Variant)	Clear
✓ Cleft Lip and/or Cleft Palate (ADAMTS20, Nova Scotia Duck Tolling Retriever Variant)	Clear
✓ Cleft Palate, CP1 (DLX6 intron 2, Nova Scotia Duck Tolling Retriever Variant)	Clear
✓ Cobalamin Malabsorption (CUBN Exon 8, Beagle Variant)	Clear
✓ Cobalamin Malabsorption (CUBN Exon 53, Border Collie Variant)	Clear
✓ Collie Eye Anomaly (NHEJ1)	Clear
✓ Complement 3 Deficiency, C3 Deficiency (C3)	Clear
✓ Congenital Cornification Disorder (NSDHL, Chihuahua Variant)	Clear
✓ Congenital Hypothyroidism (TPO, Rat, Toy, Hairless Terrier Variant)	Clear
✓ Congenital Hypothyroidism (TPO, Tenterfield Terrier Variant)	Clear
✓ Congenital Hypothyroidism with Goiter (TPO Intron 13, French Bulldog Variant)	Clear
✓ Congenital Hypothyroidism with Goiter (SLC5A5, Shih Tzu Variant)	Clear
✓ Congenital Macrothrombocytopenia (TUBB1 Exon 1, Cairn and Norfolk Terrier Variant)	Clear



## OTHER RESULTS

✓ Congenital Myasthenic Syndrome, CMS (COLQ, Labrador Retriever Variant)	Clear
✓ Congenital Myasthenic Syndrome, CMS (CHAT, Old Danish Pointing Dog Variant)	Clear
✓ Congenital Myasthenic Syndrome, CMS (CHRNE, Jack Russell Terrier Variant)	Clear
✓ Congenital Stationary Night Blindness (LRIT3, Beagle Variant)	Clear
✓ Congenital Stationary Night Blindness (RPE65, Briard Variant)	Clear
✓ Craniomandibular Osteopathy, CMO (SLC37A2)	Clear
✓ Craniomandibular Osteopathy, CMO (SLC37A2 Intron 16, Basset Hound Variant)	Clear
✓ Cystinuria Type I-A (SLC3A1, Newfoundland Variant)	Clear
✓ Cystinuria Type II-A (SLC3A1, Australian Cattle Dog Variant)	Clear
✓ Cystinuria Type II-B (SLC7A9, Miniature Pinscher Variant)	Clear
✓ Day Blindness (CNGB3 Deletion, Alaskan Malamute Variant)	Clear
✓ Day Blindness (CNGA3 Exon 7, German Shepherd Variant)	Clear
✓ Day Blindness (CNGA3 Exon 7, Labrador Retriever Variant)	Clear
✓ Day Blindness (CNGB3 Exon 6, German Shorthaired Pointer Variant)	Clear
✓ Deafness and Vestibular Syndrome of Dobermans, DVDob, DINGS (MYO7A)	Clear
✓ Demyelinating Polyneuropathy (SBF2/MTRM13)	Clear
✓ Dental-Skeletal-Retinal Anomaly (MIA3, Cane Corso Variant)	Clear
✓ Diffuse Cystic Renal Dysplasia and Hepatic Fibrosis (INPP5E Intron 9, Norwich Terrier Variant)	Clear



















## OTHER RESULTS

 Dilated Cardiomyopathy, DCM (RBM20, Schnauzer Variant)	Clear
 Dilated Cardiomyopathy, DCM1 (PDK4, Doberman Pinscher Variant 1)	Clear
 Dilated Cardiomyopathy, DCM2 (TTN, Doberman Pinscher Variant 2)	Clear
 Disproportionate Dwarfism (PRKG2, Dogo Argentino Variant)	Clear
 Dry Eye Curly Coat Syndrome (FAM83H Exon 5)	Clear
 Dystrophic Epidermolysis Bullosa (COL7A1, Central Asian Shepherd Dog Variant)	Clear
 Early Bilateral Deafness (LOXHD1 Exon 38, Rottweiler Variant)	Clear
 Early Onset Adult Deafness, EOAD (EPS8L2 Deletion, Rhodesian Ridgeback Variant)	Clear
 Early Onset Cerebellar Ataxia (SEL1L, Finnish Hound Variant)	Clear
 Ehlers Danlos (ADAMTS2, Doberman Pinscher Variant)	Clear
 Enamel Hypoplasia (ENAM Deletion, Italian Greyhound Variant)	Clear
 Enamel Hypoplasia (ENAM SNP, Parson Russell Terrier Variant)	Clear
 Episodic Falling Syndrome (BCAN)	Clear
 Exercise-Induced Collapse, EIC (DNM1)	Clear
 Factor VII Deficiency (F7 Exon 5)	Clear
 Factor XI Deficiency (F11 Exon 7, Kerry Blue Terrier Variant)	Clear
 Familial Nephropathy (COL4A4 Exon 3, Cocker Spaniel Variant)	Clear
 Familial Nephropathy (COL4A4 Exon 30, English Springer Spaniel Variant)	Clear

## OTHER RESULTS

✓ Fanconi Syndrome (FAN1, Basenji Variant)	Clear
✓ Fetal-Onset Neonatal Neuroaxonal Dystrophy (MFN2, Giant Schnauzer Variant)	Clear
✓ Glanzmann's Thrombasthenia Type I (ITGA2B Exon 13, Great Pyrenees Variant)	Clear
✓ Glanzmann's Thrombasthenia Type I (ITGA2B Exon 12, Otterhound Variant)	Clear
✓ Globoid Cell Leukodystrophy, Krabbe disease (GALC Exon 5, Terrier Variant)	Clear
✓ Glycogen Storage Disease Type IA, Von Gierke Disease, GSD IA (G6PC, Maltese Variant)	Clear
✓ Glycogen Storage Disease Type IIIA, GSD IIIA (AGL, Curly Coated Retriever Variant)	Clear
✓ Glycogen storage disease Type VII, Phosphofructokinase Deficiency, PFK Deficiency (PFKM, Whippet and English Springer Spaniel Variant)	Clear
✓ Glycogen storage disease Type VII, Phosphofructokinase Deficiency, PFK Deficiency (PFKM, Wachtelhund Variant)	Clear
✓ GM1 Gangliosidosis (GLB1 Exon 2, Portuguese Water Dog Variant)	Clear
✓ GM1 Gangliosidosis (GLB1 Exon 15, Shiba Inu Variant)	Clear
✓ GM1 Gangliosidosis (GLB1 Exon 15, Alaskan Husky Variant)	Clear
✓ GM2 Gangliosidosis (HEXA, Japanese Chin Variant)	Clear
✓ GM2 Gangliosidosis (HEXB, Poodle Variant)	Clear
✓ Goniodysgenesis and Glaucoma, Pectinate Ligament Dysplasia, PLD (OLFM3)	Clear
✓ Hemophilia A (F8 Exon 11, German Shepherd Variant 1)	Clear
✓ Hemophilia A (F8 Exon 1, German Shepherd Variant 2)	Clear
✓ Hemophilia A (F8 Exon 10, Boxer Variant)	Clear

## OTHER RESULTS

 Hemophilia B (F9 Exon 7, Terrier Variant)	Clear
 Hemophilia B (F9 Exon 7, Rhodesian Ridgeback Variant)	Clear
 Hereditary Ataxia, Cerebellar Degeneration (RAB24, Old English Sheepdog and Gordon Setter Variant)	Clear
 Hereditary Cataracts (HSF4 Exon 9, Australian Shepherd Variant)	Clear
 Hereditary Footpad Hyperkeratosis (FAM83G, Terrier and Kromfohrlander Variant)	Clear
 Hereditary Footpad Hyperkeratosis (DSG1, Rottweiler Variant)	Clear
 Hereditary Nasal Parakeratosis (SUV39H2 Intron 4, Greyhound Variant)	Clear
 Hereditary Nasal Parakeratosis, HNPk (SUV39H2)	Clear
 Hereditary Vitamin D-Resistant Rickets (VDR)	Clear
 Hypocatalasia, Acatlasemia (CAT)	Clear
 Hypomyelination and Tremors (FNIP2, Weimaraner Variant)	Clear
 Hypophosphatasia (ALPL Exon 9, Karelian Bear Dog Variant)	Clear
 Ichthyosis (NIPAL4, American Bulldog Variant)	Clear
 Ichthyosis (ASPRV1 Exon 2, German Shepherd Variant)	Clear
 Ichthyosis (SLC27A4, Great Dane Variant)	Clear
 Ichthyosis, Epidermolytic Hyperkeratosis (KRT10, Terrier Variant)	Clear
 Inflammatory Myopathy (SLC25A12)	Clear
 Inherited Myopathy of Great Danes (BIN1)	Clear

## OTHER RESULTS

✓ Inherited Selected Cobalamin Malabsorption with Proteinuria (CUBN, Komondor Variant)	Clear
✓ Intervertebral Disc Disease (Type I) (FGF4 retrogene - CFA12)	Clear
✓ Intestinal Lipid Malabsorption (ACSL5, Australian Kelpie)	Clear
✓ Junctional Epidermolysis Bullosa (LAMA3 Exon 66, Australian Cattle Dog Variant)	Clear
✓ Junctional Epidermolysis Bullosa (LAMB3 Exon 11, Australian Shepherd Variant)	Clear
✓ Juvenile Epilepsy (LGI2)	Clear
✓ Juvenile Laryngeal Paralysis and Polyneuropathy (RAB3GAP1, Rottweiler Variant)	Clear
✓ Juvenile Myoclonic Epilepsy (DIRAS1)	Clear
✓ L-2-Hydroxyglutaricaciduria, L2HGA (L2HGDH, Staffordshire Bull Terrier Variant)	Clear
✓ Lagotto Storage Disease (ATG4D)	Clear
✓ Laryngeal Paralysis (RAPGEF6, Miniature Bull Terrier Variant)	Clear
✓ Late Onset Spinocerebellar Ataxia (CAPN1)	Clear
✓ Late-Onset Neuronal Ceroid Lipofuscinosis, NCL 12 (ATP13A2, Australian Cattle Dog Variant)	Clear
✓ Leonberger Polyneuropathy 1 (LPN1, ARHGEF10)	Clear
✓ Leonberger Polyneuropathy 2 (GJA9)	Clear
✓ Lethal Acrodermatitis, LAD (MKLN1)	Clear
✓ Leukodystrophy (TSEN54 Exon 5, Standard Schnauzer Variant)	Clear
✓ Ligneous Membranitis, LM (PLG)	Clear



## OTHER RESULTS

✓ Limb Girdle Muscular Dystrophy (SGCD, Boston Terrier Variant)	Clear
✓ Limb-Girdle Muscular Dystrophy 2D (SGCA Exon 3, Miniature Dachshund Variant)	Clear
✓ Long QT Syndrome (KCNQ1)	Clear
✓ Lundehund Syndrome (LEPREL1)	Clear
✓ Macular Corneal Dystrophy, MCD (CHST6)	Clear
✓ Malignant Hyperthermia (RYR1)	Clear
✓ May-Hegglin Anomaly (MYH9)	Clear
✓ Methemoglobinemia (CYB5R3, Pit Bull Terrier Variant)	Clear
✓ Methemoglobinemia (CYB5R3)	Clear
✓ Microphthalmia (RBP4 Exon 2, Soft Coated Wheaten Terrier Variant)	Clear
✓ Mucopolysaccharidosis IIIB, Sanfilippo Syndrome Type B, MPS IIIB (NAGLU, Schipperke Variant)	Clear
✓ Mucopolysaccharidosis Type IIIA, Sanfilippo Syndrome Type A, MPS IIIA (SGSH Exon 6, Dachshund Variant)	Clear
✓ Mucopolysaccharidosis Type IIIA, Sanfilippo Syndrome Type A, MPS IIIA (SGSH Exon 6, New Zealand Huntaway Variant)	Clear
✓ Mucopolysaccharidosis Type VI, Maroteaux-Lamy Syndrome, MPS VI (ARSB Exon 5, Miniature Pinscher Variant)	Clear
✓ Mucopolysaccharidosis Type VII, Sly Syndrome, MPS VII (GUSB Exon 3, German Shepherd Variant)	Clear
✓ Mucopolysaccharidosis Type VII, Sly Syndrome, MPS VII (GUSB Exon 5, Terrier Brasileiro Variant)	Clear
✓ Multiple Drug Sensitivity (ABCB1)	Clear
✓ Muscular Dystrophy (DMD, Cavalier King Charles Spaniel Variant 1)	Clear

## OTHER RESULTS

✓ Musladin-Lueke Syndrome, MLS (ADAMTSL2)	Clear
✓ Myasthenia Gravis-Like Syndrome (CHRNE, Heideterrier Variant)	Clear
✓ Myotonia Congenita (CLCN1 Exon 23, Australian Cattle Dog Variant)	Clear
✓ Myotonia Congenita (CLCN1 Exon 7, Miniature Schnauzer Variant)	Clear
✓ Narcolepsy (HCRTR2 Exon 1, Dachshund Variant)	Clear
✓ Narcolepsy (HCRTR2 Intron 4, Doberman Pinscher Variant)	Clear
✓ Narcolepsy (HCRTR2 Intron 6, Labrador Retriever Variant)	Clear
✓ Nemaline Myopathy (NEB, American Bulldog Variant)	Clear
✓ Neonatal Cerebellar Cortical Degeneration (SPTBN2, Beagle Variant)	Clear
✓ Neonatal Encephalopathy with Seizures, NEWS (ATF2)	Clear
✓ Neonatal Interstitial Lung Disease (LAMP3)	Clear
✓ Neuroaxonal Dystrophy, NAD (VPS11, Rottweiler Variant)	Clear
✓ Neuroaxonal Dystrophy, NAD (TECPR2, Spanish Water Dog Variant)	Clear
✓ Neuronal Ceroid Lipofuscinosis 1, NCL 1 (PPT1 Exon 8, Dachshund Variant 1)	Clear
✓ Neuronal Ceroid Lipofuscinosis 10, NCL 10 (CTSD Exon 5, American Bulldog Variant)	Clear
✓ Neuronal Ceroid Lipofuscinosis 2, NCL 2 (TPP1 Exon 4, Dachshund Variant 2)	Clear
✓ Neuronal Ceroid Lipofuscinosis 5, NCL 5 (CLN5 Exon 4 SNP, Border Collie Variant)	Clear
✓ Neuronal Ceroid Lipofuscinosis 6, NCL 6 (CLN6 Exon 7, Australian Shepherd Variant)	Clear

## OTHER RESULTS

✓ Neuronal Ceroid Lipofuscinosis 7, NCL 7 (MFSD8, Chihuahua and Chinese Crested Variant)	Clear
✓ Neuronal Ceroid Lipofuscinosis 8, NCL 8 (CLN8, Australian Shepherd Variant)	Clear
✓ Neuronal Ceroid Lipofuscinosis 8, NCL 8 (CLN8 Exon 2, English Setter Variant)	Clear
✓ Neuronal Ceroid Lipofuscinosis 8, NCL 8 (CLN8 Insertion, Saluki Variant)	Clear
✓ Neuronal Ceroid Lipofuscinosis, Cerebellar Ataxia, NCL4A (ARSG Exon 2, American Staffordshire Terrier Variant)	Clear
✓ Oculocutaneous Albinism, OCA (SLC45A2 Exon 6, Bullmastiff Variant)	Clear
✓ Oculocutaneous Albinism, OCA (SLC45A2, Small Breed Variant)	Clear
✓ Oculoskeletal Dysplasia 2 (COL9A2, Samoyed Variant)	Clear
✓ Osteochondrodysplasia (SLC13A1, Poodle Variant)	Clear
✓ Osteogenesis Imperfecta (COL1A2, Beagle Variant)	Clear
✓ Osteogenesis Imperfecta (SERPINH1, Dachshund Variant)	Clear
✓ P2Y12 Receptor Platelet Disorder (P2Y12)	Clear
✓ Pachyonychia Congenita (KRT16, Dogue de Bordeaux Variant)	Clear
✓ Paroxysmal Dyskinesia, PxD (PIGN)	Clear
✓ Persistent Mullerian Duct Syndrome, PMDS (AMHR2)	Clear
✓ Pituitary Dwarfism (POU1F1 Intron 4, Karelian Bear Dog Variant)	Clear
✓ Platelet Factor X Receptor Deficiency, Scott Syndrome (TMEM16F)	Clear
✓ Polycystic Kidney Disease, PKD (PKD1)	Clear



















## OTHER RESULTS

✓ Pompe's Disease (GAA, Finnish and Swedish Lapphund, Lapponian Herder Variant)	Clear
✓ Prekallikrein Deficiency (KLKB1 Exon 8)	Clear
✓ Primary Ciliary Dyskinesia, PCD (NME5, Alaskan Malamute Variant)	Clear
✓ Primary Ciliary Dyskinesia, PCD (CCDC39 Exon 3, Old English Sheepdog Variant)	Clear
✓ Primary Hyperoxaluria (AGXT)	Clear
✓ Primary Lens Luxation (ADAMTS17)	Clear
✓ Primary Open Angle Glaucoma (ADAMTS17 Exon 11, Basset Fauve de Bretagne Variant)	Clear
✓ Primary Open Angle Glaucoma (ADAMTS10 Exon 17, Beagle Variant)	Clear
✓ Primary Open Angle Glaucoma (ADAMTS10 Exon 9, Norwegian Elkhound Variant)	Clear
✓ Primary Open Angle Glaucoma and Primary Lens Luxation (ADAMTS17 Exon 2, Chinese Shar-Pei Variant)	Clear
✓ Progressive Retinal Atrophy (SAG)	Clear
✓ Progressive Retinal Atrophy (IFT122 Exon 26, Lapponian Herder Variant)	Clear
✓ Progressive Retinal Atrophy, Bardet-Biedl Syndrome (BBS2 Exon 11, Shetland Sheepdog Variant)	Clear
✓ Progressive Retinal Atrophy, CNGA (CNGA1 Exon 9)	Clear
✓ Progressive Retinal Atrophy, crd1 (PDE6B, American Staffordshire Terrier Variant)	Clear
✓ Progressive Retinal Atrophy, crd4/cord1 (RPGRIP1)	Clear
✓ Progressive Retinal Atrophy, PRA1 (CNGB1)	Clear
✓ Progressive Retinal Atrophy, PRA3 (FAM161A)	Clear

## OTHER RESULTS

✓ Progressive Retinal Atrophy, rcd1 (PDE6B Exon 21, Irish Setter Variant)	Clear
✓ Progressive Retinal Atrophy, rcd3 (PDE6A)	Clear
✓ Proportionate Dwarfism (GH1 Exon 5, Chihuahua Variant)	Clear
✓ Protein Losing Nephropathy, PLN (NPHS1)	Clear
✓ Pyruvate Dehydrogenase Deficiency (PDP1, Spaniel Variant)	Clear
✓ Pyruvate Kinase Deficiency (PKLR Exon 5, Basenji Variant)	Clear
✓ Pyruvate Kinase Deficiency (PKLR Exon 7, Beagle Variant)	Clear
✓ Pyruvate Kinase Deficiency (PKLR Exon 10, Terrier Variant)	Clear
✓ Pyruvate Kinase Deficiency (PKLR Exon 7, Labrador Retriever Variant)	Clear
✓ Pyruvate Kinase Deficiency (PKLR Exon 7, Pug Variant)	Clear
✓ Raine Syndrome (FAM20C)	Clear
✓ Recurrent Inflammatory Pulmonary Disease, RIPD (AKNA, Rough Collie Variant)	Clear
✓ Renal Cystadenocarcinoma and Nodular Dermatofibrosis (FLCN Exon 7)	Clear
✓ Sensory Neuropathy (FAM134B, Border Collie Variant)	Clear
✓ Severe Combined Immunodeficiency, SCID (PRKDC, Terrier Variant)	Clear
✓ Severe Combined Immunodeficiency, SCID (RAG1, Wetterhoun Variant)	Clear
✓ Shaking Puppy Syndrome (PLP1, English Springer Spaniel Variant)	Clear
✓ Shar-Pei Autoinflammatory Disease, SPAID, Shar-Pei Fever (MTBP)	Clear

## OTHER RESULTS

 Skeletal Dysplasia 2, SD2 (COL11A2, Labrador Retriever Variant)	Clear
 Skin Fragility Syndrome (PKP1, Chesapeake Bay Retriever Variant)	Clear
 Spinocerebellar Ataxia (SCN8A, Alpine Dachsbracke Variant)	Clear
 Spinocerebellar Ataxia with Myokymia and/or Seizures (KCNJ10)	Clear
 Spongy Degeneration with Cerebellar Ataxia 1 (KCNJ10)	Clear
 Spongy Degeneration with Cerebellar Ataxia 2 (ATP1B2)	Clear
 Stargardt Disease (ABCA4 Exon 28, Labrador Retriever Variant)	Clear
 Succinic Semialdehyde Dehydrogenase Deficiency (ALDH5A1 Exon 7, Saluki Variant)	Clear
 Thrombopathia (RASGRP1 Exon 5, American Eskimo Dog Variant)	Clear
 Thrombopathia (RASGRP1 Exon 5, Basset Hound Variant)	Clear
 Thrombopathia (RASGRP1 Exon 8, Landseer Variant)	Clear
 Trapped Neutrophil Syndrome, TNS (VPS13B)	Clear
 Ullrich-like Congenital Muscular Dystrophy (COL6A3 Exon 10, Labrador Retriever Variant)	Clear
 Ullrich-like Congenital Muscular Dystrophy (COL6A1 Exon 3, Landseer Variant)	Clear
 Unilateral Deafness and Vestibular Syndrome (PTPRQ Exon 39, Doberman Pinscher)	Clear
 Urate Kidney & Bladder Stones (SLC2A9)	Clear
 Von Willebrand Disease Type I, Type I vWD (VWF)	Clear
 Von Willebrand Disease Type II, Type II vWD (VWF, Pointer Variant)	Clear

## OTHER RESULTS

✓ Von Willebrand Disease Type III, Type III vWD (VWF Exon 4, Terrier Variant)	Clear
✓ Von Willebrand Disease Type III, Type III vWD (VWF Intron 16, Nederlandse Kooikerhondje Variant)	Clear
✓ Von Willebrand Disease Type III, Type III vWD (VWF Exon 7, Shetland Sheepdog Variant)	Clear
✓ X-Linked Hereditary Nephropathy, XLHN (COL4A5 Exon 35, Samoyed Variant 2)	Clear
✓ X-Linked Myotubular Myopathy (MTM1, Labrador Retriever Variant)	Clear
✓ X-Linked Progressive Retinal Atrophy 1, XL-PRA1 (RPGR)	Clear
✓ X-linked Severe Combined Immunodeficiency, X-SCID (IL2RG Exon 1, Basset Hound Variant)	Clear
✓ X-linked Severe Combined Immunodeficiency, X-SCID (IL2RG, Corgi Variant)	Clear
✓ Xanthine Urolithiasis (XDH, Mixed Breed Variant)	Clear
✓ β-Mannosidosis (MANBA Exon 16, Mixed-Breed Variant)	Clear

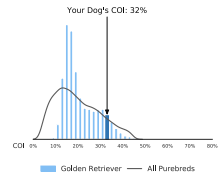
## INBREEDING AND DIVERSITY

### CATEGORY

### RESULT

#### Coefficient Of Inbreeding

Our genetic COI measures the proportion of your dog's genome where the genes on the mother's side are identical by descent to those on the father's side.

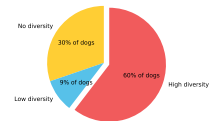
**32%**

#### MHC Class II - DLA DRB1

A Dog Leukocyte Antigen (DLA) gene, DRB1 encodes a major histocompatibility complex (MHC) protein involved in the immune response. Some studies have shown associations between certain DRB1 haplotypes and autoimmune diseases such as Addison's disease (hypoadrenocorticism) in certain dog breeds, but these findings have yet to be scientifically validated.

#### High Diversity

How common is this amount of diversity in purebreds:



#### MHC Class II - DLA DQA1 and DQB1

DQA1 and DQB1 are two tightly linked DLA genes that code for MHC proteins involved in the immune response. A number of studies have shown correlations of DQA-DQB1 haplotypes and certain autoimmune diseases; however, these have not yet been scientifically validated.

#### High Diversity

How common is this amount of diversity in purebreds:

